

# The 75th Annual Meeting of the Japan Radiological Society

April 14 (Thu.)

8:00

9:00

10:00

11:00

12:00

13:00

Conference Center					
Main Hall					
301					
302					
303					
304					
311+312					
313+314					
Annex Hall				10:00-18:00 CT colonography hands-on training course	
F205+206					
F203+204				10:00-13:30 CT colonography hands-on training course	
Marine Lobby (National Convention Hall 1F)					
Poster Presentation Booth 1					
Poster Presentation Booth 2					
Product exhibition area		9:00-19:00	Electronic Exhibition/Product Exhibition		


13:00                      14:00                      15:00                      16:00                      17:00                      18:00                      19:00

April 14 (Thu.)

14:00-16:30 Representative Assembly		16:40-17:10 RSNA Lecture (p. S66)  Moderator: Kuni Ohtomo Speaker: Richard L. Ehman	
15:00-15:50 1. RT 1 Head and neck  Kazuhiro Tsuchiya		15:50-16:20 Overseas Lecture 1 (p. S67)  Moderator: Koichi Sakata Speaker: Quynh-Thu Le	16:30-17:00 Overseas Lecture 2 (p. S67)  Moderator: Hiroki Shirato Speaker: Steven J. Frank
15:00-15:40 2. IR 1 Embolization (bleeding)  Yasuaki Arai		16:30-17:00 Overseas Lecture 3 (p. S68)  Moderator: Hiroyuki Tajima Speaker: Joel A. Gross	
15:00-15:40 3. NM 1 Brain PET  Kenji Hirata		15:50-16:30 4. NM 2 Neuroradiology/head and neck  Kazunari Ishii	
Electronic Exhibition/Product Exhibition			

# The 75th Annual Meeting of the Japan Radiological Society

April 15 (Fri.)


	8:00	9:00	10:00	11:00	12:00	13:00
<b>National Convention Hall</b>	8:00-9:00 Educational Lecture 1 (p. S113) [MOC requirements] Radiation safety/protection 	9:10-9:40 Keynote Lecture (p. S85) Moderator: Masumi Kadoya Speaker: Jean-Francois H. Geschwind	9:50-11:50 Symposium 1 (p. S86) Radiology of HCC -Diagnosis and treatment update- (English) Moderator: Yasuyuki Yamashita, Susumu Kanazawa Speaker: Takamichi Murakami, Yasuaki Arai, Koichiro Yamakado, Norio Katoh, Yusuke Sakuhara			
<b>Conference Center</b>	8:00-9:00 Educational Lecture 2 (p. S113) Gastrointestinal radiology 1	9:10-11:50 Resident Seminar (Diagnosis) 1 (p. S110)  Moderator: Keiko Toyoda, Atsutaka Okizaki Speaker: Masafumi Kanoto, Saiko Isshiki, Tadashi Watabe			12:00-12:50 Luncheon Seminar1 Latest information of Gadovist enhanced-MRI (Bayer Yakuin, Ltd.)	
<b>Main Hall</b>						
<b>301</b>	8:00-9:00 Educational Lecture 3 (p. S114) Genitourinary radiology 1	9:10-11:10 Symposium 2 (p. S88) Progress of Radiation Oncology -Contribution of Molecular Imaging and Biology- (Japanese) Moderator: Naoyuki Shigematsu, Kenji Nemoto Speaker: Jun Hatazawa, Tomonari Sasaki, Noriyoshi Takahashi, Tohru Shiga, Yuki Yoshii, Hirofumi Fujii	11:10-11:40 Overseas Lecture 4 (p. S68) Moderator: Harumi Sakahara Speaker: Noriko Sato		12:00-12:50 Luncheon Seminar2 3T MRI : Advanced Applications (GE Healthcare Japan Corporation)	
<b>302</b>	8:00-9:00 Educational Lecture 4 (p. S115) Chest radiology 1	9:10-9:40 Overseas Lecture 5 (p. S69) Moderator: Hiroshi Ito Speaker: Satoshi Minoshima	9:50-10:20 Overseas Lecture 6 (p. S69) Moderator: Kei Yamada Speaker: Armando Tartaro	10:30-11:00 Overseas Lecture 7 (p. S70) Moderator: Yukio Miki Speaker: Fabian Bamberg	11:10-11:40 Overseas Lecture 8 (p. S71) Moderator: Toshi Abe Speaker: Roberto Maroldi	12:00-12:50 Luncheon Seminar3 Initial experience of radiation therapy using TrueBeam (Varian Medical Systems K. K.)
<b>303</b>	8:00-9:00 Educational Lecture 5 (p. S115) Neuroradiology 1	9:10-10:00 5. Chest 1 Tumor 1  Hiroaki Arakawa	10:10-11:10 6. Chest 2 Tumor 2  Shuji Sakai		12:00-12:50 Luncheon Seminar4 Expanding the clinical capabilities with cutting-edge 3T MRI technologies (TOSHIBA MEDICAL SYSTEMS CORPORATION)	
<b>304</b>	8:00-9:00 Educational Lecture 6 (p. S116) Nuclear Medicine 1	9:10-9:50 7. Breast 1 MRI1  Tokiko Endo	10:00-10:30 8. Breast 2 MRI2  Mariko Goto	10:50-11:50 9. Breast 3 Miscellaneous  Ichiro Isomoto	12:00-12:50 Luncheon Seminar5 Innovations at MRI and CT (Philips Electronics Japan LTD)	
<b>311+312</b>	8:00-9:00 Educational Lecture 7 (p. S117) Cardiac radiology 1	9:20-10:20 10. Informatics  Norinari Honda		10:50-11:50 11. NM 3 Cardiac  Masayuki Inubushi	12:00-12:50 Luncheon Seminar6 It is also possible to establish cooperation with any PACS manufacturer? Your diagnostic power is increased naturally as though it were a game!? You can see innovative PACS related software! (Yokogawa Medical Solutions Corporation)	
<b>313+314</b>	8:00-9:00 Educational Lecture 8 (p. S117) Musculoskeletal radiology 1				12:00-12:50 Luncheon Seminar7 Update on Radiotherapy for Prostate Cancer (Bayer Yakuin, Ltd.)	
<b>315</b>	8:00-9:00 Educational Lecture 9 (p. S118) Interventional radiology 1		9:50-10:50 12. Uroradiology  Yasushi Kaji	11:00-11:50 13. Cardiovascular 1 MRI  Michinobu Nagao	12:00-12:50 Luncheon Seminar8 Brain Structures and Oxygen Metabolism Visualized by Quantitative Susceptibility Mapping (QSM) (Hitachi Medical Corporation)	
<b>416+417</b>					12:00-12:50 Luncheon Seminar9 Hot News of digital mammography in 2016 (FUJIFILM Medical Co., Ltd.)	
<b>Annex Hall</b>	8:00-9:00 Educational Lecture 10 (p. S119) Radiation oncology 1	9:10-10:10 Educational Lecture 11 (p. S120) Radiation oncology 2		10:50-11:50 指導者講習会  Moderator: Masumi Kadoya Lecture: Manabu Minami	12:00-12:50 Luncheon Seminar10 yes, DSI Practical Personalized Low Dose in the real world (Siemens Healthcare K.K.)	
<b>F205+206</b>						
<b>Marine Lobby (National Convention Hall 1F)</b>		9:10-9:45 Poster 1 Cardiovascular 1  Norihiko Yoshimura	10:00-10:35 Poster 2 Cardiovascular 2  Fumiko Kimura			
<b>Poster Presentation Booth 1</b>		9:10-9:52 Poster 6 NM 1 Miscellaneous  Yasuyuki Taki	10:00-10:49 Poster 7 IR 1 Miscellaneous  Yoshiki Asayama	11:10-11:45 Poster 8 Chest 1  Takeshi Johkoh		
<b>Poster Presentation Booth 2</b>						
<b>Product exhibition area</b>	7:15-19:00	Electronic Exhibition/Product Exhibition				
<b>Exhibition Hall</b>			10:00-17:00			ITEM2016

13:00	14:00	15:00	16:00	17:00	18:00	19:00
			15:10-17:10 <b>Resident Seminar (Radiation Oncology)</b> (p. S112)  Moderator:Rikiya Onimaru Speaker:Yoshinori Ito, Naoto Shikama, Yoichi M.Ito		18:15-19:30 <b>Reception for All Participants (Congress Party)</b>  (Yokohama Bay Hotel Tokyu B2F Queen's Grand Ballroom)	
13:00-14:30 <b>Opening Ceremony</b>	14:30-15:00 <b>Honorary Member Award Ceremony</b>		15:10-17:10 <b>Joint Symposium 1</b> (p. S58) Anticipation of Radiology Progress in the Next Quarter of Century (Japanese) Moderator:Keigo Endo, Shigeru Sanada Speaker:Masahiro Jinzaki, Ukihide Tateishi, Takuji Yamagami, Keiichi Jingu, Masayori Ishikawa, Hiroyuki Takashima			
	<b>Joint Special Lecture</b> (p. S57) Moderator: Nagara Tamaki Speaker: Naoko Yamazaki		15:10-15:40 <b>Keynote Lecture</b> (p. S91) Moderator: Kiyoshi Koizumi Speaker: June-Key Chung	15:50-17:50 <b>Symposium 3</b> (p. S91) Molecular Imaging : its Development and Role in Therapeutic Management (English) Moderator:Seigo Kinuya, Manabu Hashimoto Speaker:Masashi Kameyama, Shozo Okamoto, Yuji Nakamoto, Ryuichi Nishii		
		15:10-15:40 <b>Keynote Lecture</b> (p. S94) Moderator: Masahiro Hiraoka Speaker:Vincenzo Valentini	15:50-17:50 <b>Symposium 4</b> (p. S94) Necessity of Precise Imaging for Advanced Radiation Therapy (Japanese) Moderator:Masamitsu Hatakenaka, Yasumasa Nishimura Speaker:Hiroshi Onishi, Toru Shibata, Noriyuki Fujima, Masahiko Aoki, Hidetake Yabuuchi, Kenji Hirata			
		15:10-15:40 <b>Overseas Lecture 9</b> (p. S71) Moderator: Kiyoshi Murata Speaker: Abdulhakim Coskun	15:50-16:20 <b>Overseas Lecture 10</b> (p. S73) Moderator: Yutaka Imai Speaker: Yutaka Sato	16:30-17:00 <b>Overseas Lecture 11</b> (p. S73) Moderator: Koji Takahashi Speaker: Hiroto Hatabu	17:10-17:40 <b>Overseas Lecture 12</b> (p. S74) Moderator: Shinji Naganawa Speaker: Yoshimi Anzai	
		15:10-15:50 <b>14. Liver 1</b> Liver tumor and parenchyma  Kazuhiko Ueda	16:00-16:40 <b>15. Liver 2</b> Spare ability and Fibrosis  Katsuyoshi Ito	16:50-17:40 <b>16. Liver 3</b> Techniques  Akihiro Nishie		
		15:10-16:20 <b>17. IR 2</b> Liver (TACE)  Hidefumi Mimura		16:30-17:30 <b>18. IR 3</b> Neurointervention  Satoshi Takahashi		
		15:10-16:10 <b>19. Cardiovascular 2</b> Myocardium and Perfusion  Kenichi Yokoyama		16:20-17:10 <b>20. Cardiovascular 3</b> Coronary artery  Kei Takase		
		15:10-15:59 <b>Poster 3 Neuro 1</b>  Masaki Katsura	16:00-16:49 <b>Poster 4 Neuro and Head and Neck</b>  Hiroshi Oba	17:00-17:49 <b>Poster 5 AI and others</b>  Seiji Shiotani		
		15:10-15:59 <b>Poster 9 Chest 2</b>  Yoshiharu Ohno	16:00-16:49 <b>Poster 10 Chest 3</b>  Tae Iwasawa			
Electronic Exhibition/Product Exhibition						
ITEM2016						

April 15 (Fri.)

# The 75th Annual Meeting of the Japan Radiological Society

8:00 9:00 10:00 11:00 12:00 13:00

National Convention Hall	8:00-9:00 Educational Lecture 12 (p. S121) [MOC requirements] Medical ethics 	9:10-11:50 <b>Joint Symposium 2</b> (p. S60) Dose evaluation and control for medical radiation exposure Symposium Moderator:Shinichirou Mori, Keiichi Akahane, Kazuko Ohno Speaker:Yoshitomo Ishihara, Masanao Kobayashi, Mamoru Kato, John M. Boone, Takao Ichida, Kosuke Matsubara, Hisanobu Koyama, Makoto Hosono			
	Conference Center	8:00-9:00 Educational Lecture 13 (p. S121) Gastrointestinal radiology 2	9:10-11:50 <b>Resident Seminar (Diagnosis) 2</b> (p. S111) Moderator:Noriko Oyama-Manabe, Kenichi Kato Speaker:Teruhito Kido, Shigeki Arizono, Daisuke Abo		12:00-12:50 <b>Luncheon Seminar11</b> Clinical Impact of Cardiovascular Imaging using Area Detector CT (TOSHIBA MEDICAL SYSTEMS CORPORATION)
Main Hall					
301	8:00-9:00 Educational Lecture 14 (p. S122) Genitourinary radiology 2	9:10-9:40 <b>Keynote Lecture</b> (p. S100) Moderator: Kimihiko Kichikawa Speaker:Wan-Yuo Guo	9:50-11:50 <b>Symposium 6</b> (p. S100) Therapeutic Strategy of Radiation Therapy for Malignant Brain Tumors and Role of Diagnostic Imaging Before and After the Therapy (Japanese) Moderator:Toshihide Ogawa, Hidefumi Aoyama Speaker:Toshinori Hirai, Takashi Yoshiura, Shigeru Yamauchi, Masayuki Matsuo, Masashi Koto		12:00-12:50 <b>Luncheon Seminar12</b> Stress CT perfusion from start-up! (Bayer Yakuhin, Ltd.)
	302	8:00-9:00 Educational Lecture 15 (p. S123) Radiation oncology 3	9:10-9:40 <b>Overseas Lecture 15</b> (p. S76) Moderator: Yasuhiro Sasaki Speaker: H. William Strauss	9:50-10:20 <b>Overseas Lecture 16</b> (p. S77) Moderator: Yoshiharu Yonekura Speaker: Markus Schwaiger	10:30-11:00 <b>Overseas Lecture 17</b> (p. S77) Moderator: Shin-ichiro Kumita Speaker: Ignasi Carrio
			11:10-11:40 <b>Overseas Lecture 18</b> (p. S78) Moderator: Takashi Kudo Speaker: Takahiro Higuchi	12:00-12:50 <b>Luncheon Seminar13</b> Current Status and Future Perspective of CT Spectral Imaging (GE Healthcare Japan Corporation)	
303	8:00-9:00 Educational Lecture 16 (p. S123) Neuroradiology 2		9:50-10:20 <b>Overseas Lecture 20</b> (p. S79) Moderator: Takaaki Hosoya Speaker: Tae Hwan Lim	10:30-11:00 <b>Overseas Lecture 21</b> (p. S80) Moderator: Takamichi Murakami Speaker: Phillippe Soyfer	11:10-11:40 <b>Overseas Lecture 22</b> (p. S81) Moderator: Yoshihiro Takai Speaker: Seung Hong Choi
	304	8:00-9:00 Educational Lecture 17 (p. S124) Nuclear Medicine 2	9:10-10:00 <b>21. Gastrointestinal 1</b> MRI Yukihisa Saida	10:10-10:50 <b>22. Pediatric</b> Shunsuke Nosaka	11:00-11:40 <b>23. Gastrointestinal 2</b> Miscellaneous Hiromu Mori
311+312		8:00-9:00 Educational Lecture 18 (p. S125) Head and Neck Radiology 1		9:40-10:40 <b>24. MSK 1</b> MRI Kunihiko Fukuda	10:50-11:30 <b>25. MSK 2</b> Miscellaneous Takatoshi Aoki
	313+314	8:00-9:00 Educational Lecture 19 (p. S126) Musculoskeletal radiology 2	9:10-11:10 <b>Special Project 2</b> For Future Plans of Oversea Activities (Japanese) Moderator:Shigeru Ehara, Hiroto Hatabu Speaker:Satoshi Minosima, Yoshimi Anzai, Hiroto Hatabu, Mizuki Nishino, Yutaka Sato, Hisanori Kobayashi, Takahiro Higuchi		12:00-12:50 <b>Luncheon Seminar17</b> Usefulness of Noise Reduction Software (AZE, Ltd)
315		8:00-9:00 Educational Lecture 20 (p. S127) Interventional radiology 2		10:10-10:50 <b>26. OB/GYN 1</b> Uterus and others Satoru Takahashi	11:00-11:40 <b>27. OB/GYN 2</b> Ovary Yumiko Oishi Tanaka
	416+417				12:00-12:50 <b>Luncheon Seminar19</b> Training System for Diagnostic Report "Beyond the Framework of Teaching File" (J-MAC SYSTEM, INC.)
Annex Hall		8:00-9:00 Educational Lecture 21 (p. S127) Chest radiology 2	9:10-10:10 Educational Lecture 22 (p. S128) Breast Imaging	10:10-11:10 Educational Lecture 23 (p. S129) Cardiac radiology 2	12:00-12:50 <b>Luncheon Seminar20</b> Creation of value-added application in clinical use (General radiography) (SHIMADZU CORPORATION)
F205+206					
	F203+204				
Marine Lobby (National Convention Hall 1F)			9:10-9:59 <b>Poster 11</b> Liver and pancreas 1 Yuya Onodera	10:10-10:59 <b>Poster 12</b> Liver and pancreas 2 Yasunari Fujinaga	11:10-11:45 <b>Poster 13</b> Pediatric Hiroko Hara
	Poster Presentation Booth 1				
Poster Presentation Booth 2		9:10-9:59 <b>Poster 18</b> Uroradiology and OB/GYN Hirotaka Akita	10:10-10:59 <b>Poster 19</b> Breast 1 Fumi Kato	11:10-11:52 <b>Poster 20</b> Breast 2 Sachiko Yuuen	
Product exhibition area	7:15-19:00 Electronic Exhibition/Product Exhibition		11:00-11:45 Product Exhibition Core Time		
Exhibition Hall			9:30-17:00 ITEM2016		



April 16 (Sat.)

13:00	14:00	15:00	16:00	17:00	18:00	19:00
13:00-13:30 Overseas Lecture 13 (p. S75) Moderator: Shigeru Ehara Speaker: Hisataka Kobayashi	13:40-14:10 Keynote Lecture (p. S97) Moderator: Noriyuki Tomiyama Speaker: Mizuki Nishino	14:20-16:20 Symposium 5 (p. S98) Optimization and Quantification of the Therapeutic Effect in Cancer Management (Japanese) Moderator: Sadayuki Murayama, Koji Murakami Speaker: Masamitsu Hatakenaka, Hidetake Yabuuchi, Mitsuaki Tatumai, Ukihide Tateishi			17:00-19:00 Image Interpretation Session Moderator: Satoshi Terae, Takashi Koyama	
13:00-13:30 Keynote Lecture (p. S103) Moderator: Kazuro Sugimura Speaker: Evis Sala	13:40-15:40 Symposium 7 (p. S103) Diagnostic Imaging for Genealogical Malignancies with Perspective on Prognostic Prediction and Treatment Strategy (English) Moderator: Kaori Togashi, Kazuro Sugimura Speaker: Shinya Fujii, Aki Kido, Yumiko Oishi Tanaka, Mayumi Takeuchi	15:50-16:20 Overseas Lecture 14 (p. S75) Moderator: Takehiko Gokan Speaker: Matthias Roethke				
13:40-14:10 Overseas Lecture 19 (p. S78) Moderator: Hiroshi Honda Speaker: Zheng Yu Jin		14:20-14:50 Keynote Lecture (p. S106) Moderator: Naofumi Matsunaga Speaker: Raymond Y Kwong	15:00-17:00 Symposium 8 (p. S106) Integrated Diagnostic Imaging of Cardiac Disease (English) Moderator: Teruhito Mochizuki, Hajime Sakuma Speaker: Hitoshi Matsuo, Masao Miyagawa, Noriko Oyama-Manabe, Kengo Tanabe, Kakuya Kitagawa			
13:00-13:50 28. Chest 3 Perfusion Kiyoshi Murata	14:20-14:50 Overseas Lecture 23 (p. S81) Moderator: Yasuo Nakajima Speaker: Debra M. Ikeda	15:00-15:30 Overseas Lecture 24 (p. S82) Moderator: Kei Takase Speaker: Mariano Scaglione	15:40-16:40 29. Chest 4 Miscellaneous Shuichi Ono			
13:00-13:50 30. RT 2 GI Tetsuo Nishimura	14:00-14:50 31. RT 3 Prostate cancer Keisuke Sasai	15:00-15:40 32. RT 4 Miscellaneous Noriaki Nishiyama	15:50-16:50 33. RT 5 Ion beam radiotherapy Norihiro Kamikonya			
		15:20-16:00 34. AI Seiji Yamamoto	16:10-16:50 35. Emergency radiology Sojiro Morita			
13:00-13:40 36. IR 4 Chest and Lymphatics Hideo Gobara	13:50-14:50 37. IR 5 Experiments Osamu Ikeda	15:00-15:50 38. IR 6 Embolization (miscellaneous) Keigo Osuga	16:00-16:40 39. Head and Neck 1 MRI Reiichi Ishikura			
13:00-13:40 40. Neuro 1 Tumor Masafumi Harada	13:50-14:30 41. Neuro 2 CT (others) Akira Kunimatsu	14:40-15:40 42. Neuro 3 Miscellaneous Hitoshi Terada	15:50-17:00 43. Technologies Chietsugu Katoh			
13:00-14:00 Educational Lecture 24 (p. S129) Radiation oncology 4	14:00-15:00 Educational Lecture 25 (p. S130) Radiation oncology 5	15:00-16:00 Educational Lecture 26 (p. S131) [MOC requirements] Radiation safety/protection JRS	16:00-17:00 Educational Lecture 27 (p. S131) Chest radiology 3			
13:00-13:42 Poster 14 Cardiovascular 3 Yasuo Amano	14:00-14:49 Poster 15 Gastrointestinal Manabu Minami	15:00-15:56 Poster 16 RT 1 Head and neck and Lung Kazushige Hayakawa	16:10-16:59 Poster 17 RT 2 Miscellaneous Keiko Shibuya			
13:00-13:42 Poster 21 NM 2 Neuroradiology Hiroshi Toyama	14:00-14:56 Poster 22 NM 3 Miscellaneous Kazuyoshi Suga	15:10-16:06 Poster 23 MSK 2 Miscellaneous Tamotsu Kamishima	16:10-16:45 Poster 24 NM 4 Neuroradiology/head and neck Eku Shimosegawa			
14:00-15:00 Product Exhibition Core Time		Electronic Exhibition/Product Exhibition				
ITEM2016						

April 16 (Sat.)

# The 75th Annual Meeting of the Japan Radiological Society

8:00 9:00 10:00 11:00 12:00 13:00

National Convention Hall		8:00		9:00		10:00		11:00		12:00		13:00	
Conference Center	Main Hall	8:00-9:00 Educational Lecture 28 (p. S132) [MOC Requirements] Quality of Imaging Diagnosis 		9:30-11:50 Joint Symposium 3 (p. S63) Benefit to radiological diagnosis of the contrast media Moderator:Katsumi Hayakawa, Akio Ogura Speaker:Masaharu Yamaoka, Isao Yamaguchi, Satoshi Kobayashi, Yoshito Tsushima, Tomonori Kanda						12:00-12:50 Luncheon Seminar21 Contrast enhanced CT - Clinical images with the state of the art technologies - (DAIICHI SANKYO CO.,LTD.)			
		8:00-9:00 Educational Lecture 29 (p. S133) Gastrointestinal radiology 3		9:10-9:40 Overseas Lecture 25 (p. S83) Moderator: Masataka Uetani Speaker: Jean-Luc Drape		9:50-11:50 Symposium 9 (p. S108) Offense & Defense in Diagnostic Radiology : How to Impress the Attending Physician (Japanese) (Broadcast : 302) Moderator:Taro Shimono, Masaaki Akahane Speaker:Taro Shimono, Toshiaki Akashi, Takeshi Kubo, Takeyuki Watadani, Masashi Koyama				12:00-12:50 Luncheon Seminar22 Brain tumor diagnosis and management by the MRI (Fuji Pharma Co., Ltd.)			
		8:00-9:00 Educational Lecture 30 (p. S134) Cardiac radiology 3				9:50-11:50 Symposium 9 (p. S108) Offense & Defense in Diagnostic Radiology : How to Impress the Attending Physician Moderator:Taro Shimono, Masaaki Akahane Speaker:Taro Shimono, Toshiaki Akashi, Takeshi Kubo, Takeyuki Watadani, Masashi Koyama				12:00-12:50 Luncheon Seminar23 Administration of the contrast agent at CT and MR based on pharmacokinetics (Eisai Co., Ltd.)			
		8:00-9:00 Educational Lecture 31 (p. S134) Neuroradiology 3		9:10-9:40 Overseas Lecture 26 (p. S84) Moderator: Tsuneo Ishiguchi Speaker: Chang-Jin Yoon		9:50-11:50 Special Project 1 Special Project for QIBA (Quantitative Imaging Biomarker Alliance) (English) Moderator:Tomio Inoue, Shigeki Aoki Speaker: Edward Jackson, Kevin O'Donnell, Noriyuki Tomiyama, Kengo Yoshimitsu, Hidehiro Iida, Riwa Kishimoto				12:00-12:50 Luncheon Seminar24 Staging and Response assessment based on PET/CT - Lugano Classification - (Nihon Medi-Physics Co.,Ltd.)			
		8:00-9:00 Educational Lecture 32 (p. S135) Nuclear Medicine 3				9:50-10:50 44. RT 6 CNS Natsuo Oya				12:00-12:50 Luncheon Seminar25 On the front line of VTE treatment: the Single-Drug Approach (Bristol-Myers K.K. / Pfizer Japan Inc.)			
		8:00-9:30 Educational Lecture 33 (p. S136) Pediatric Radiology		9:40-10:50 45. NM 4 Miscellaneous Mayuki Uchiyama		11:00-11:50 46. NM 5 Miscellaneous Yasuo Kuwabara				12:00-12:50 Luncheon Seminar26 Dedicated breast PET MAMMI, an extraordinary tool to improve breast cancer diagnosis and treatments (Medtec Far East Inc.)			
		8:00-9:00 Educational Lecture 34 (p. S137) Head and Neck Radiology 2		9:20-10:00 47. Head and Neck 1 CT and others Hiroya Ojiri		10:10-11:00 48. Neuro 4 ASL·NODDI Kohsuke Kudo		11:00-11:40 49. Neuro 5 Dementia and Neurodegenerative disease Kentaro Akazawa		12:00-12:50 Luncheon Seminar27 Clinical Value of a new X-ray imaging system based on Talbot-Lau interferometry (Konica Minolta Health Care Co., Ltd.)			
		8:00-9:00 Educational Lecture 35 (p. S138) Interventional radiology 3		9:10-10:00 50. IR 7 Biopsy/drainage Koji Sugimoto		10:10-11:00 51. IR 8 Image-guidance techniques Yukihiko Sato		11:10-11:50 52. IR 9 Aneurysm/stent/PTA Makoto Hanawa		12:00-12:50 Luncheon Seminar28 New Horizon of 4D Imaging (Ziosoft, Inc. / Amin Co., Ltd.)			
		416+417								12:00-12:50 Luncheon Seminar29 What's FFR <sub>CT</sub> - The New Method of Non-Invasive Functional Testing Using Cardiac CT (HeartFlow, GK.)			
		Annex Hall										12:00-12:50 Luncheon Seminar30 Influence of imaging parameters on the detection of gadolinium concentration in artificial CSF in FLAIR MR Imaging at low field strength (Nuesoft Medical Systems Co., Ltd. / Chartwell Healthcare Corporation)	
F203+204													
F205+206		8:00-9:00 Educational Lecture 36 (p. S138) [MOC Requirements] Quality of Radiotherapy 		9:10-10:10 Educational Lecture 37 (p. S139) Radiation oncology 6		10:20-11:20 Educational Lecture 38 (p. S140) Radiation oncology 7				12:00-12:50 Luncheon Seminar31 Enjoy a comfortable work environment with a PACS for interpretation and other needs. (PSP Corporation.)			
Marine Lobby (National Convention Hall 1F)				9:10-9:45 Poster 25 RT 3 Prostate cancer Masao Tago		10:00-10:42 Poster 26 RT 4 Miscellaneous Atsuro Terahara		11:00-11:35 Poster 27 RT 5 Female pelvis Rumiko Kinoshita					
Poster Presentation Booth 1													
Poster Presentation Booth 2				9:10-9:52 Poster 29 IR 2 Embolization Daisuke Abo		10:00-10:56 Poster 30 IR 3 Miscellaneous Yusuke Sakuhara		11:00-11:28 Poster 31 IR 4 Experiments and others Manabu Hashimoto					
Product exhibition area		7:15-15:00											
Exhibition Hall				9:30-15:00								ITEM2016	

April 17 (Sun.)

13:00	14:00	15:00	16:00	17:00	18:00	19:00
13:00-14:00 <b>指導者講習会</b> Moderator: Masumi Kadoya Lecture: Yasushi Kaji		15:00-16:15 <b>Closing and Awards Ceremony</b> JRC2016 Festival Orchestra				
13:00-14:00 JRS-KSR Joint Symposium (p. S65) Moderator: Seung Hyup Kim, Sachio Kuribayashi Speaker: Jongmin John Lee, Kei Takase						
13:00-14:00 <b>53. Chest 5</b> Anatomy/technique Kazuto Ashizawa	14:00-14:40 <b>54. Cardiovascular 4</b> Artery and others Daisuke Utsunomiya					
13:00-13:50 <b>55. RT 7</b> Lung and Female pelvis Takashi Mizowaki						
13:00-13:50 <b>56. NM 6</b> Lung and Whole Body Tsuneo Saga	13:50-14:50 <b>57. NM 7</b> Miscellaneous Yusuke Inoue					
13:00-14:10 <b>58. Pancreas and GB</b> Toshifumi Gabata						
13:00-14:00 <b>59. IR 10</b> Shunt/Vein/Lymphatics Yoshihisa Kodama						
13:10-14:40 <b>JCR Hour 2016</b> Moderator: Hiroshi Ohnishi, Ryo Takagi Speaker: Satoshi Minoshima, Kanako Kumamaru, Kazuhiro Oshima						
13:00-13:42 <b>Poster 28 RT 6</b> CNS Toshiki Kawamura						
Electronic Exhibition/Product Exhibition						
ITEM2016						