

II. JRS Activities

Honorary Member Award Ceremony

- Honorary Member Award Ceremony : April 15 (Fri.) 14:30–15:00 (Main Hall)

Moderator: Hiroshi Honda (Kyushu Univ.)

Nagara Tamaki (Hokkaido Univ.)

Markus Schwaiger (Klinikum rechts der Isar der Technischen Universität München, Germany)

H. William Strauss (Memorial Sloan Kettering Cancer Center, USA)

Zheng Yu Jin (Peking Union Medical College Hospital, China)

Special Project

- Special Project 1 : April 17 (Sun.) 9:50–11:50 (303)

〔Special Project for QIBA (Quantitative Imaging Biomarker Alliance)〕

Moderator: Tomio Inoue (Yokohama City Univ.)

Shigeki Aoki (Juntendo Univ.)

Keynote lecture

From Qualitative to Quantitative: The Role of the RSNA Quantitative Imaging Biomarkers Alliance (QIBA)

Edward Jackson (University of Wisconsin-Madison School of Medicine & Public Health, USA)

Remarks

What does RSNA/QIBA expect of the Japan/QIBA activity?

Kevin O'Donnell (Toshiba Medical Research Institute USA, Inc., USA)

Activities in Japan

1. CT Imaging Biomarker Noriyuki Tomiyama (CT coordinates committee/Osaka Univ.)

2. MRI Imaging Biomarker Kengo Yoshimitsu (MRI coordinates committee/Fukuoka Univ.)

3. PET/SPECT Imaging Biomarker
Hidehiro Iida (NM coordinates committee/National Cerebral and Cardiovascular Center)

4. US Imaging Biomarker Riwa Kishimoto (US coordinates committee/NIRS)

- Special Project 2 : April 16 (Sat.) 9:10–11:10 (313+314)

〔For Future Plans of Oversea Activities〕 (Japanese)

Moderator: Shigeru Ehara (Iwate Medical Univ.)

Hiroto Hatabu (Brighamand Women's Hospital, Harvard Medical School, USA)

Satoshi Minosima (University of Utah, USA)

Yoshimi Anzai (University of Utah, USA)

Hiroto Hatabu (Brighamand Women's Hospital, Harvard Medical School, USA)

Mizuki Nishino (Dana-Farber Cancer Institute, Harvard Medical School, USA)

Yutaka Sato (University of Iowa, USA)

Hisataka Kobayashi (National Cancer Institute, National Institute of Health, USA)

Takahiro Higuchi (Universitaetsklinikum Wuerzburg, Germany)

JRS-KSR Joint Symposium

- JRS-KSR Joint Symposium : April 17 (Sun.) 13:00–14:00 (302)

Moderator: Seung Hyup Kim (Seoul National University Hospital, Korea)

Sachio Kuribayashi (HIMEDIC Imaging Center at Lake Yamanaka)

1. Recent Trends in Cardiovascular Imaging Jongmin John Lee (Kyungpook National University Hospital, Korea)

2. Current role of the Radiologist in Cardiovascular imaging and intervention. Kei Takase (Tohoku Univ.)

RSNA Lecture

- RSNA Lecture : April 14 (Thu.) 16:40–17:10 (301)

MR Elastography: New Quantitative Imaging Biomarkers

Moderator: Kuni Ohtomo (The Univ. of Tokyo)
Richard L. Ehman (Mayo Clinic, USA)

Overseas Lecture

- Overseas Lecture 1 : April 14 (Thu.) 15:50–16:20 (302)

Precision Therapy in Head and Neck Cancer, from Technology to Biomarker-Based Risk Stratification

Moderator: Koichi Sakata (Sapporo Medical Univ.)
Quynh-Thu Le (Stanford University, USA)

- Overseas Lecture 2 : April 14 (Thu.) 16:30–17:00 (302)

Intensity Modulated Proton Therapy for Head and Neck Tumors
The MD Anderson Cancer Center Experience

Moderator: Hiroki Shirato (Hokkaido Univ.)
Steven J. Frank (MD Anderson Cancer Center, USA)

- Overseas Lecture 3 : April 14 (Thu.) 16:30–17:00 (303)

Renal Trauma

Moderator: Hiroyuki Tajima (Nippon Medical School Musashikosugi Hosp.)
Joel A. Gross (University of Washington, USA)

- Overseas Lecture 4 : April 15 (Fri.) 11:10–11:40 (301)

Imaging and Immunotherapy

Moderator: Harumi Sakahara (Hamamatsu Univ.)
Noriko Sato (National Cancer Institute, National Institute of Health, USA)

- Overseas Lecture 5 : April 15 (Fri.) 9:10–9:40 (302)

Imaging Biomarkers of Dementia

Moderator: Hiroshi Ito (Fukushima Medical Univ.)
Satoshi Minoshima (University of Utah, USA)

- Overseas Lecture 6 : April 15 (Fri.) 9:50–10:20 (302)

Advanced Neuroimaging of Aging: from Involutive to Degenerative

Moderator: Kei Yamada (Kyoto Prefectural Univ. of Medicine)
Armando Tartaro (The “G. d’Annunzio” University of Chieti-Pescara, Italy)

- Overseas Lecture 7 : April 15 (Fri.) 10:30–11:00 (302)

Imaging in Population-Science: the German National Cohort MRI Study

Moderator: Yukio Miki (Osaka City Univ.)
Fabian Bamberg (University of Tuebingen, Germany)

- Overseas Lecture 8 : April 15 (Fri.) 11:10–11:40 (302)

Imaging for Planning Endoscopic Skull Base Surgery

Moderator: Toshi Abe (Kurume Univ.)
Roberto Maroldi (University of Brescia, Italy)

- Overseas Lecture 9 : April 15 (Fri.) 15:10–15:40 (303)

MR Imaging of Pulmonary Diseases in Pediatric Patients

Moderator: Kiyoshi Murata (Shiga Univ. of Medical Science)
Abdulhakim Coskun (Erciyes University Faculty of Medicine, Turkey)

-
- Overseas Lecture 10 : April 15 (Fri.) 15:50–16:20 (303)

Moderator: Yutaka Imai (Tokai Univ.)

How We Teach Pediatric Radiology in the Residency Program

Yutaka Sato (University of Iowa, USA)
 - Overseas Lecture 11 : April 15 (Fri.) 16:30–17:00 (303)

Moderator: Koji Takahashi (Asahikawa Medical Univ.)

From Pulmonary Functional Imaging to Image-based Phenotyping

Hiroto Hatabu (Brigham and Women's Hospital, Harvard Medical School, USA)
 - Overseas Lecture 12 : April 15 (Fri.) 17:10–17:40 (303)

Moderator: Shinji Naganawa (Nagoya Univ.)

New Horizons in Head and Neck Cancer Imaging in Personalized Care

Yoshimi Anzai (University of Utah, USA)
 - Overseas Lecture 13 : April 16 (Sat.) 13:00–13:30 (Main Hall)

Moderator: Shigeru Ehara (Iwate Medical Univ.)

Theranostic Near Infrared Photoimmunotherapy

Hisataka Kobayashi (National Cancer Institute, National Institute of Health, USA)
 - Overseas Lecture 14 : April 16 (Sat.) 15:50–16:20 (301)

Moderator: Takehiko Gokan (Showa Univ.)

Potentials of PET/MRI for the Management of Prostate Cancer

Matthias Roethke (German Cancer Research Center(DKIZ), Germany)
 - Overseas Lecture 15 : April 16 (Sat.) 9:10–9:40 (302)

Moderator: Yasuhito Sasaki (Shonan Kamakura General Hosp.)

Characterizing Atherosclerosis, from Inflammation to Calcification

H. William Strauss (Memorial Sloan Kettering Cancer Center, USA)
 - Overseas Lecture 16 : April 16 (Sat.) 9:50–10:20 (302)

Moderator: Yoshiharu Yonekura (NIRS)

PET/MR as Tool for Translational Research

Markus Schwaiger (Technische Universität München, Nuklearmedizinische Klinik und Poliklinik, Germany)
 - Overseas Lecture 17 : April 16 (Sat.) 10:30–11:00 (302)

Moderator: Shin-ichiro Kumita (Nippon Medical School)

Role of Imaging in Personalized Cardiovascular Care

Ignasi Carrio (Hospital Sant Pau, Spain)
 - Overseas Lecture 18 : April 16 (Sat.) 11:10–11:40 (302)

Moderator: Takashi Kudo (Nagasaki Univ.)

Molecular Imaging of the Heart: from Basic to the Clinic

Takahiro Higuchi (Universitätsklinikum Würzburg, Germany)
 - Overseas Lecture 19 : April 16 (Sat.) 13:40–14:10 (302)

Moderator: Hiroshi Honda (Kyushu Univ.)

Asian Perspectives of Molecular Imaging

Zheng Yu Jin (Peking Union Medical College Hospital, China)

- Overseas Lecture 20 : April 16 (Sat.) 9:50–10:20 (303)

Moderator: Takaaki Hosoya (Yamagata Univ.)

EBM and Big Data Rush: Double-edged Sword for the Radiologists?

Tae Hwan Lim (National Evidence-based Healthcare Collaborating Agency, Korea)
- Overseas Lecture 21 : April 16 (Sat.) 10:30–11:00 (303)

Moderator: Takamichi Murakami (Kindai Univ.)

Imaging of Small Bowel Tumors: Current Concepts and Future Direction

Phillipe Soyer (Université Paris 7-Sorbone, France)
- Overseas Lecture 22 : April 16 (Sat.) 11:10–11:40 (303)

Moderator: Yoshihiro Takai (Hirosaki Univ.)

Nanomedicine Application from Diagnosis to Treatment in Oncology

Seung Hong Choi (Seoul National University Hospital, Korea)
- Overseas Lecture 23 : April 16 (Sat.) 14:20–14:50 (303)

Moderator: Yasuo Nakajima (St. Marianna Univ. School of Medicine)

Breast Imaging

Debra M. Ikeda (Stanford University, USA)
- Overseas Lecture 24 : April 16 (Sat.) 15:00–15:30 (303)

Moderator: Kei Takase (Tohoku Univ.)

The Role of Emergency Radiologist in the Management of Polytraumatized Patients

Mariano Scaglione (Pineta Grande Hospital, Italy)
- Overseas Lecture 25 : April 17 (Sun.) 9:10–9:40 (301)

Moderator: Masataka Uetani (Nagasaki Univ.)

How to Optimize Finger MRIs?

Jean-Luc Drape (Hôpital Cochin - Service de Radiologie B, France)
- Overseas Lecture 26 : April 17 (Sun.) 9:10–9:40 (303)

Moderator: Tsuneo Ishiguchi (Aichi Medical Univ.)

Combined TACE and RFA of Hepatocellular Carcinoma

Chang-Jin Yoon (Seoul National University Bundang Hospital, Korea)

Keynote Lecture • Symposium

- Keynote Lecture : April 15 (Fri.) 9:10–9:40 (National Convention Hall)

Moderator: Masumi Kadoya (Shinshu Univ.)

Non-surgical Therapies for Liver Malignancies

Jean-Francois H. Geschwind (Yale University School of Medicine, USA)
- Symposium 1 : April 15 (Fri.) 9:50–11:50 (National Convention Hall)

「Radiology of HCC –Diagnosis and treatment update–」 (English)

Moderator: Yasuyuki Yamashita (Kumamoto Univ.)

 - 1. New Development of Imaging of Liver Cancer Susumu Kanazawa (Okayama Univ.)
 - 2. Interventional radiology (IR) for HCC –TACE– Takamichi Murakami (Kindai Univ.)
 - 3. Ablation for Liver Tumors Yasuaki Arai (National Cancer Center Hosp.)
 - 4. Stereotactic Body Radiation Therapy and Proton Beam Therapy for Hepatocellular Carcinoma Koichiro Yamakado (Hyogo College of Medicine)
 - 5. Hepatic fiducial marker placement for image-guided stereotactic radiotherapy Norio Katoh (Hokkaido University Hosp.)

Yusuke Sakuhara (Hokkaido University Hosp.)

• Symposium 2 : April 15 (Fri.) 9:10–11:10 (301)

「Progress of Radiation Oncology -Contribution of Molecular Imaging and Biology-」(Japanese)

Moderator: Naoyuki Shigematsu (Keio Univ.)

Kenji Nemoto (Yamagata Univ.)

1. Boron Neutron Capture Therapy and FBPA PET: another type of radionuclide therapy for malignant tumor
Jun Hatazawa (Osaka Univ.)
2. Progress of Clinical Research on the Combination of Radiotherapy and Targeted Therapy
Tomonari Sasaki (Kyushu Univ.)
3. Is it possible to predict outcomes of radiation therapy by FDG-PET/CT? Noriyoshi Takahashi (Tohoku Univ.)
4. Hot topics in Radionuclide Therapy
Tohru Shiga (Hokkaido Univ.)
5. Hypoxia Imaging with Cu-ATSM and the Application
Yukie Yoshii (NIRS)
6. Evaluation of therapeutic effects of radiotherapy using molecular imaging methods
Hirofumi Fujii (National Cancer Center)

• Keynote Lecture : April 15 (Fri.) 15:10–15:40 (301)

Moderator: Kiyoshi Koizumi (Tokyo Medical Univ. Hachioji Medical Center)

Molecular Imaging & Therapy Using Sodium/ Iodide Symporter

June-Key Chung (Seoul National University Hospital, Korea)

• Symposium 3 : April 15 (Fri.) 15:50–17:50 (301)

「Molecular Imaging : its Development and Role in Therapeutic Management」(English)

Moderator: Seigo Kinuya (Kanazawa Univ.)

Manabu Hashimoto (Akita Univ.)

1. Current status of Amino-acid PET tracer for imaging of brain tumor
Masashi Kameyama (National Center for Global Health and Medicine)
2. Molecular Imaging of tumor hypoxia with FMISO-PET and future perspective for new therapeutic strategies
Shozo Okamoto (Hokkaido Univ.)
3. Somatostatin Receptor Scintigraphy in Patients with Gastroenteropancreatic neuroendocrine tumors
Yuji Nakamoto (Kyoto Univ.)
4. PET Molecular Imaging with F-18 Fluoroacetate in Hemodynamic Cerebral Ischemia
Ryuichi Nishii (NIRS)

• Keynote Lecture : April 15 (Fri.) 15:10–15:40 (302)

Moderator: Masahiro Hiraoka (Red Cross Wakayama Medical Center)

MRI Image Guided Radiotherapy

Vincenzo Valentini (Gemelli Art, Italy)

• Symposium 4 : April 15 (Fri.) 15:50–17:50 (302)

「Necessity of Precise Imaging for Advanced Radiation Therapy」(Japanese)

Moderator: Masamitsu Hatakenaka (Sapporo Medical Univ.)

Yasumasa Nishimura (Kindai Univ.)

1. Oncologic Imaging Requested by Advancement of Radiotherapy
Hiroshi Onishi (Univ. of Yamanashi)
2. Intensity-Modulated Radiation Therapy for Head and Neck Cancers: Treatment Planning with Various Imaging Modalities
Toru Shibata (Kagawa Univ.)
3. Required Diagnostic Imaging in Radiotherapy for Head and Neck Cancers Noriyuki Fujima (Hokkaido University)
4. Stereotactic body radiotherapy for lung cancer: dual-energy spectral CT imaging for pretreatment evaluation
Masahiko Aoki (Hirosaki Univ.)

- 5. Diagnostic Imaging Strategy for Radiotherapy of Lung Cancer Hidetake Yabuuchi (Kyushu Univ.)
- 6. The Role of PET-CT in Radiation Therapy Planning Kenji Hirata (Hokkaido Univ.)

· Keynote Lecture : April 16 (Sat.) 13:40–14:10 (Main Hall)

Moderator: Noriyuki Tomiyama (Osaka Univ.)

Treatment Monitoring in Oncology: Imaging as a Marker of Precision Medicine for Cancer
Mizuki Nishino (Dana-Farber Cancer Institute, Harvard Medical School, USA)

· Symposium 5 : April 16 (Sat.) 14:20–16:20 (Main Hall)

「Optimization and Quantification of the Therapeutic Effect in Cancer Management」(Japanese)

Moderator: Sadayuki Murayama (Univ. of the Ryukyus)
Koji Murakami (Keio Univ.)

1. Is ADC a Reliable Biomarker for the Prognosis of Head and Neck Cancer?
Masamitsu Hatakenaka (Sapporo Medical Univ.)
2. Prognosis and Treatment Response Assessment for Lung Cancer Hidetake Yabuuchi (Kyushu Univ.)
3. FDG PET Evaluation of Treatment Response in Malignant Lymphoma
Mitsuaki Tatsumi (Osaka University Hosp.)
4. Response Assessment of Neoadjuvant Chemotherapy in Breast Cancer
Ukihide Tateishi (Tokyo Medical and Dental Univ.)

· Keynote Lecture : April 16 (Sat.) 9:10–9:40 (301)

Moderator: Kimihiko Kichikawa (Nara Medical Univ.)

Clinical Application of Quantitative DSA: The Impacts on Vascular Disorders Management
Wan-Yuo Guo (Taipei Veterans General Hospital, Taiwan)

· Symposium 6 : April 16 (Sat.) 9:50–11:50 (301)

「Therapeutic Strategy of Radiation Therapy for Malignant Brain Tumors and Role of Diagnostic Imaging Before and After the Therapy」(Japanese)

Moderator: Toshihide Ogawa (Tottori Univ.)
Hidetsugu Aoyama (Niigata Univ.)

1. The Role of Peritherapeutic MR imaging for Malignant Glioma: Additive Values of Diffusion-weighted and Perfusion Imaging
Toshinori Hirai (Univ. of Miyazaki)
2. Recent Advances in Peritherapeutic Imaging for Malignant Glioma Takashi Yoshiura (Kagoshima Univ.)
3. Role of Positron Emission Tomography on the Malignant Glioma Treatment
Shigeru Yamaguchi (Hokkaido Univ.)
4. Radiation Therapy for Glioblastoma Multiforme: Role of Methionine PET Masayuki Matsuo (Gifu Univ.)
5. Radiotherapy for malignant brain tumors - Possibility of carbon ion radiotherapy - Masashi Koto (NIRS)

· Keynote Lecture : April 16 (Sat.) 13:00–13:30 (301)

Moderator: Kazuro Sugimura (Kobe Univ.)

Imaging of Gynecologic Tumors: Combining Morphology and Function
Evis Sala (Memorial Sloan Kettering Cancer Center, USA)

• Symposium 7 : April 16 (Sat.) 13:40–15:40 (301)

「Diagnostic Imaging for Genealogical Malignancies with Perspective on Prognostic Prediction and Treatment Strategy」
(English)

Moderator: Kaori Togashi (Kyoto Univ.)

Kazuro Sugimura (Kobe Univ.)

1. Endometrial cancer

Shinya Fujii (Tottori Univ.)

2. The Prognostic Evaluation with Treatment Strategy of Cervical Cancer by MR Imaging Aki Kido (Kyoto Univ.)

3. Role of Diagnostic Imaging in Management of Epithelial Ovarian Cancer

Yumiko Oishi Tanaka (Univ. of Tsukuba)

4. Uterine Sarcoma

Mayumi Takeuchi (Tokushima Univ.)

• Keynote Lecture : April 16 (Sat.) 14:20–14:50 (302)

Moderator: Naofumi Matsunaga (Yamaguchi Univ.)

Cardiac MRI: Its Clinical Impact, Challenges, and Future

Raymond Y Kwong (Brigham and Women's Hospital, Harvard Medical School, USA)

• Symposium 8 : April 16 (Sat.) 15:00–17:00 (302)

「Integrated Diagnostic Imaging of Cardiac Disease」(English)

Moderator: Teruhito Mochizuki (Ehime Univ.)

Hajime Sakuma (Mie University Hosp.)

1. Detecting Ischemia Causing Stenosis by Physiological Indexes.-The Similarities and Differences between CFR and FFR-

Hitoshi Matsuo (Gifu Heart Center)

2. Recent Advances and Increasing Importance of Cardiac SPECT and PET

Masao Miyagawa (Ehime Univ.)

3. MRI-based Myocardial Quantitative Evaluation

Noriko Oyama-Manabe (Hokkaido University Hosp.)

4. Cardiac CT: From Cardiologists Perspective

Kengo Tanabe (Mitsui Memorial Hosp.)

5. CT Assessment of Myocardial Perfusion and Fibrosis

Kakuya Kitagawa (Mie University Hosp.)

• Symposium 9 : April 17 (Sun.) 9:50–11:50 (301, Broadcast:302)

「Offense & Defense in Diagnostic Radiology : How to Impress the Attending Physician」(Japanese)

Moderator: Taro Shimono (Osaka City Univ.)

Masaaki Akahane (NTT Medical Center Tokyo)

Introduction to the theme "Offense and Defense in Diagnostic Radiology: How to impress the attending physician."

Taro Shimono (Osaka City Univ.)

1. My Personal Approach on How To Answer to Neurologists and Neurosurgeons Toshiaki Akashi (Tohoku Univ.)

2. Chest Imaging - How to Be a User - Friendly Radiologist

Takeshi Kubo (Kyoto Univ.)

3. Abdominal and General Radiology

Takeyuki Watadani (The University of Tokyo Hosp.)

4. General and Pediatric-The Strategy of a Bumpkin

Masashi Koyama (Okazaki City Hosp.)

Image Interpretation Session (Japanese)

• Image Interpretation Session : April 16 (Sat.) 17:00–19:00 (Main Hall)

Moderator: Satoshi Terae (Sapporo City General Hosp.)

Takashi Koyama (Kurashiki Central Hosp.)

Question master: Tomonori Kanda (Teikyo Univ.)

Takashi Norikane (Kagawa Univ.)

Satoshi Yabusaki (Hokkaido University Hosp.)

Kei Tsukamoto (Seirei Hamamatsu General Hosp.)

Hirofumi Koike (Nagasaki University Hosp.)

Kenichi Suzuki (Toho Univ. Omori medical center)

Takashi Koyama (Kurashiki Central Hosp.)
Discusser: Youko Kaichi (Hiroshima University Hosp.)
Hiroki Mukai (Chiba University Hosp.)
Tsuneo Yamashiro (Univ. of the Ryukyus)
Aya Hashimoto (Nara City Hosp.)
Daichi Kuroiwa (Fukushima Medical University Hosp.)
Minoru Yamada (Kindai University Hosp.)
Taisuke Harada (Hokkaido University Hosp.)


Resident Seminar (Diagnosis)

- Resident Seminar (Diagnosis) 1 : April 15 (Fri.) 9:10–11:50 (Main Hall) (Japanese)
「Neuroradiology, Chest radiology and Nuclear medicine」
Moderator: Keiko Toyoda (Teikyo Univ.)
Atsutaka Okizaki (Asahikawa Medical Univ.)
Masafumi Kanoto (Yamagata Univ.)
1. Neuroradiology for the Beginner
2. Chest X-ray Interpretation for Beginners Saiko Isshiki (Nippon Medical School Musashikosugi Hosp.)
3. FDG-PET: Easily-mistaken Pitfalls and Cautions Tadashi Watabe (Osaka Univ.)
- Resident Seminar (Diagnosis) 2 : April 16 (Sat.) 9:10–11:50 (Main Hall) (Japanese)
「Cardiac, abdominal and interventional radiology」 Moderator: Noriko Oyama-Manabe (Hokkaido University Hosp.)
Kenichi Kato (Iwate Medical Univ.)
1. The Role of Multimodality Imaging in the Management of Cardiac Disease Teruhito Kido (Ehime Univ.)
2. Lessons for Reading Abdominal CT; Enhancing Your Lesion Detectability Shigeki Arizono (Kyoto Univ.)
3. IVR Meets Post-Surgical Complications! Daisuke Abo (Hokkaido University Hosp.)


Resident Seminar (Radiation Oncology)

- Resident Seminar (Radiation Oncology) : April 15 (Fri.) 15:10–17:10 (National Convention Hall) (Japanese)
Moderator: Rikiya Onimaru (Hokkaido Univ.)
Yoshinori Ito (National Cancer Center Hosp.)
1. Importance of Making the Evidence
2. How Do We Describe a Good Protocol for Clinical Trials?
Naoto Shikama (Saitama Medical Univ. International Medical Center)
3. Medical Statistics for Clinical Research Yoichi M.Ito (Hokkaido Univ.)

Educational Lecture (Japanese)

- Educational Lecture 1 : April 15 (Fri.) 8:00–9:00 (National Convention Hall) 
「[MOC requirements] Radiation safety/protection」 ※ JRS members only
Moderator: Yoshiaki Narimatsu (Kawasaki Municipal Hosp.)
1. Radiation Protection and Reduction During Interventional Radiology
Masakazu Hirakawa (Kyushu University Beppu Hosp.)
2. Safe Use of iodine Contrast Media Yoshifumi Narumi (Osaka Medical College)
- Educational Lecture 2 : April 15 (Fri.) 8:00–9:00 (Main Hall)
「Gastrointestinal radiology 1」 Moderator: Kengo Yoshimitsu (Fukuoka Univ.)
Shinichi Aishima (Saga Univ.)
1. Pathological Diagnosis of Hepatocellular Carcinoma
2. A Guide to Interpreting Computed Tomography Images of Hepatocellular Carcinoma
Kazuhiko Ueda (The Cancer Institute Hosp. of JFCR)
- Educational Lecture 3 : April 15 (Fri.) 8:00–9:00 (301)
「Genitourinary radiology 1」 Moderator: Takehiko Gokan (Showa Univ.)

-
1. Differentiation of Histologic Subtypes of Renal Cell Carcinoma Hiroataka Akita (Keio Univ.)
 2. Imaging of Hereditary Renal tumorsI Nagaaki Marugami (Nara Medical Univ.)
- Educational Lecture 4 : April 15 (Fri.) 8:00–9:00 (302)
 [Chest radiology 1] Moderator: Yoshiharu Ohno (Kobe Univ.)
 1. Imaging of IPF/UIP and NSIP Fumikazu Sakai (Saitama Medical Univ. International Medical Center)
 2. Imaging Diagnosis of Idiopathic Acute or Subacute Interstitial Pneumonias (cryptogenic organizing pneumonia, acute interstitial pneumonia) Kazuya Ichikado (Saiseikai Kumamoto Hosp.)
- Educational Lecture 5 : April 15 (Fri.) 8:00–9:00 (303)
 [Neuroradiology 1] Moderator: Osamu Abe (Nihon Univ.)
 Advanced MR Imaging in the Traumatic Brain Injury Toshiaki Taoka (Nagoya Univ.)
- Educational Lecture 6 : April 15 (Fri.) 8:00–9:00 (304)
 [Nuclear Medicine 1] Moderator: Jun Hashimoto (Tokai Univ.)
 1. Appropriate Procedures for Myocardial Perfusion SPECT Masao Miyagawa (Ehime Univ.)
 2. Image Interpretation Method of Myocardial Perfusion SPECT
 Yoshimitsu Fukushima (Nippon Medical School Hosp.)
- Educational Lecture 7 : April 15 (Fri.) 8:00–9:00 (311+312)
 [Cardiac radiology 1] Moderator: Michinobu Nagao (Kyushu Univ.)
 1. Coronary Artery Imaging: What Should Radiologists Know? Daisuke Utsunomiya (Kumamoto Univ.)
 2. Diagnostic Imaging of Myocardial Disease Yoshiaki Morita (National Cerebral and Cardiovascular Center)
- Educational Lecture 8 : April 15 (Fri.) 8:00–9:00 (313+314)
 [Musculoskeletal radiology 1] Moderator: Hideharu Sugimoto (Jichi Medical Univ.)
 1. Imaging of Ankle sprain Yuko Kobashi (Tokyo Dental College Ichikawa General Hosp.)
 2. Imaging of the Wrist Kaoru Kitsukawa (St. Marianna Univ. School of Medicine)
- Educational Lecture 9 : April 15 (Fri.) 8:00–9:00 (315)
 [Interventional radiology 1] Moderator: Shigeru Furui (Teikyo Univ.)
 1. Percutaneous Needle Biopsy: Tips and Tricks to Obtain Good Specimen Safely
 Shunsuke Sugawara (National Cancer Center Hosp.)
 2. CT-guided Percutaneous Abscess Drainage Yoshitaka Tamura (Kumamoto Univ.)
- Educational Lecture 10 : April 15 (Fri.) 8:00–9:00 (Annex Hall F205+206)
 [Radiation oncology 1] Moderator: Katsumasa Nakamura (Hamamatsu Univ. School of Medicine)
 1. Tongue Cancer: Imagine If You Should Lose Your Tongue
 Ryoichi Yoshimura (Tokyo Medical and Dental Univ.)
 2. Radiation Therapy for Pharyngeal and Laryngeal Malignancies
 Tomoaki Okimoto (Hyogo Ion Beam Medical Center)
- Educational Lecture 11 : April 15 (Fri.) 9:10–10:10 (Annex Hall F205+206)
 [Radiation oncology 2] Moderator: Takashi Nakano (Gunma Univ.)
 1. Prostate Toshio Ohashi (Keio Univ.)
 2. Image-guided brachytherapy for uterine cervical cancer Shin-ei Noda (Gunma Univ.)

- Educational Lecture 12 : April 16 (Sat.) 8:00–9:00 (National Convention Hall) 
- 〔[MOC requirements] Medical ethics〕 ※ JRS members only Moderator: Masatoshi Hasegawa (Nara Medical Univ.)
1. Research Ethics and Conflict of Interests, Basics and Practice: Up to Date Chieko Kurihara (NIRS)
 2. Cases and Guidelines concerning the Ethics of Terminal Care Hitoshi Arima (Yokohama City Univ.)
- Educational Lecture 13 : April 16 (Sat.) 8:00–9:00 (Main Hall)
- 〔Gastrointestinal radiology 2〕 Moderator: Kazuo Awai (Hiroshima Univ.)
1. Gd-EOB-DTPA Enhanced MR Imaging for Hepatocellular Carcinoma Azusa Kitao (Kanazawa University Hosp.)
 2. Imaging Findings of Early Intrahepatic Cholangiocarcinoma Kazuto Kozaka (Kanazawa Univ.)
- Educational Lecture 14 : April 16 (Sat.) 8:00–9:00 (301)
- 〔Genitourinary radiology 2〕 Moderator: Hiroshi Shinmoto (National Defense Medical College)
1. Staging of Uterine Cervical Cancer Kazuhiro Kitajima (Hyogo College of Medicine)
 2. Preoperative Staging of Endometrial Cancer Go Nakai (Osaka Medical College)
- Educational Lecture 15 : April 16 (Sat.) 8:00–9:00 (302)
- 〔Radiation oncology 3〕 Moderator: Hideyuki Sakurai (Univ. of Tsukuba)
1. Proton Beam Therapy for Children Hiroshi Fuji (National Center for Child Health and Development)
 2. Carbon Ion Radiotherapy for Bone and Soft Tissue Sarcomas Reiko Imai (NIRS)
- Educational Lecture 16 : April 16 (Sat.) 8:00–9:00 (303)
- 〔Neuroradiology 2〕 Moderator: Yukunori Korogi (Univ. of Occupational and Environmental Health)
1. Imaging of Traumatic Head Injury Mitsuru Matsuki (Kindai Univ.)
 2. Traumatic brain injury in Children Yuki Wakata (Hyogo College of Medicine)
- Educational Lecture 17 : April 16 (Sat.) 8:00–9:00 (304)
- 〔Nuclear Medicine 2〕 Moderator: Shigeru Kosuda (Koseikai Clinic)
1. FDG-PET/CT in Hepatobiliary and Pancreatic Diseases - Pearls and Pitfalls Koya Nakatani (Kurashiki Central Hosp.)
 2. Oncologic PET/CT: Breast cancer Ukihide Tateishi (Tokyo Medical and Dental Univ.)
- Educational Lecture 18 : April 16 (Sat.) 8:00–9:00 (311+312)
- 〔Head and Neck Radiology 1〕 Moderator: Tatsuhiko Nakasato (Iwate Medical Univ.)
1. Oral cancer: Anatomy and Imaging Koji Sato (Fujita Health Univ.)
 2. Treatment and Evaluation of Oral Cancer Kuniyasu Moridera (Hyogo College of Medicine)
- Educational Lecture 19 : April 16 (Sat.) 8:00–9:00 (313+314)
- 〔Musculoskeletal radiology 2〕 Moderator: Mamoru Niitsu (Saitama Medical University Hosp.)
1. Imaging Features of the Metabolic Bone Disease Shoichiro Takao (Tokushima Univ.)
 2. Musculoskeletal Lesions Associated with Systemic Diseases Hajime Fujimoto (Numazu City Hosp.)
- Educational Lecture 20 : April 16 (Sat.) 8:00–9:00 (315)
- 〔Interventional radiology 2〕 Moderator: Shozo Hirota (Hyogo College of Medicine)
1. Percutaneous Sclerotherapy for Venous Malformations and Sclerotherapy for Arteriovenous Malformations Shigeki Imai (Southern Tohoku General Hosp.)
 2. Radiofrequency Ablation for the Treatment of Malignant Lung and Adrenal Tumors Takaaki Hasegawa (Aichi Cancer Center Hosp.)

- Educational Lecture 21 : April 16 (Sat.) 8:00–9:00 (Annex Hall F205+206)

〔Chest radiology 2〕 Moderator: Kazuto Ashizawa (Nagasaki Univ.)

 1. Smoking-related Interstitial Pneumonias (DIP, RBILD, and other CT findings in smokers)
Tae Iwasawa (Kanagawa Cardiovascular and Respiratory Center)
 2. Imaging of Rare IIPs and Histologic Patterns in New ATS/ERS Multidisciplinary Classification of the IIPs
Takeshi Johkoh (Kinki Central Hosp.)

- Educational Lecture 22 : April 16 (Sat.) 9:10–10:10 (Annex Hall F205+206)

〔Breast Imaging〕 Moderator: Takayoshi Uematsu (Shizuoka Cancer Center)

RCT on Effectiveness of Mammography and Adjunctive Ultrasonography for Breast cancer screening, J-START
Noriaki Ohuchi (Tohoku Univ.)

- Educational Lecture 23 : April 16 (Sat.) 10:10–11:10 (Annex Hall F205+206)

〔Cardiac radiology 2〕 Moderator: Kunihiro Yoshioka (Iwate Medical Univ.)

Imaging and Treatment of Aortic Dissection: Comprehensive Review Eijun Sueyoshi (Nagasaki Univ.)

- Educational Lecture 24 : April 16 (Sat.) 13:00–14:00 (Annex Hall F205+206)


〔Radiation oncology 4〕 Moderator: Yasushi Nagata (Hiroshima Univ.)

 1. Chemoradiotherapy for Esophageal Cancer - Current status and future directions -
Keiji Nihei (Tokyo Metropolitan Cancer and Infectious diseases Center Komagome Hosp.)
 2. Chemoradiotherapy for Locally Advanced Non-small Cell lung Cancer
Yuko Nakayama (Kanagawa Cancer Center)

- Educational Lecture 25 : April 16 (Sat.) 14:00–15:00 (Annex Hall F205+206)

〔Radiation oncology 5〕 Moderator: Yasuhiro Ogawa (Hyogo Prefectural Kakogawa Medical Center)

 1. Hyperthermia Nobue Uchida (Tottori Univ.)
 2. Normal Tissue Reaction Hideki Hirata (Kyushu Univ.)

- Educational Lecture 26 : April 16 (Sat.) 15:00–16:00 (Annex Hall F205+206) 

〔[MOC requirements] Radiation safety/protection〕 ※ JRS members only


Moderator: Ryohei Sasaki (Kobe University Hosp.)

 1. Medical Radiation Safety Ichiro Yamaguchi (National Institute of Public Health)
 2. Radiation Emergency Medicine in Fukushima nuclear power plant disaster
Hisashi Sato (Fukushima Medical Univ.)

- Educational Lecture 27 : April 16 (Sat.) 16:00–17:00 (Annex Hall F205+206)

〔Chest radiology 3〕 Moderator: Masashi Takahashi (Yujin-Yamazaki Hosp.)

 1. Unclassifiable Idiopathic Interstitial Pneumonias: Clinical Concept and Thin-Section/High-Resolution CT Findings
Kiminori Fujimoto (Kurume Univ.)
 2. Before Diagnosing “Idiopathic” Interstitial Pneumonitis Noma Satoshi (Tenri Hosp.)

- Educational Lecture 28 : April 17 (Sun.) 8:00–9:00 (Main Hall) 

〔[MOC Requirements] Quality of Imaging Diagnosis〕 ※ JRS members only

Moderator: Tamio Kushihashi (Showa University Northern Yokohama Hosp.)

 1. Basics for Radiologist Yutaka Emoto (Kyoto College of Medical Science)
 2. Overview of IHE ITI for Medical Practice in a Union of Medical Facilities of a Community
Norinari Honda (Saitama Medical Center)

- Educational Lecture 29 : April 17 (Sun.) 8:00–9:00 (301)
 - 〔Gastrointestinal radiology 3〕 Moderator: Masayuki Kanematsu (Gifu Prefecural General Medical Center)
 - 1. Diagnostic Imaging of Liver Metastases Satoshi Goshima (Gifu University Hosp.)
 - 2. CT and MRI of Uncommon Malignant Liver Tumors
Katsuhiko Sano (Saitama Medical Univ. International Medical Center)

- Educational Lecture 30 : April 17 (Sun.) 8:00–9:00 (302)
 - 〔Cardiac radiology 3〕 Moderator: Hiromitsu Hayashi (Nippon Medical School)
 - 1. Role of Imaging in Pulmonary Hypertension Hideki Ota (Tohoku Univ.)
 - 2. Diagnostic and Interventional Radiology of Venous Thromboembolism
Hiroyuki Tajima (Nippon Medical School Musashikosugi Hosp.)


- Educational Lecture 31 : April 17 (Sun.) 8:00–9:00 (303)
 - 〔Neuroradiology 3〕 Moderator: Hajime Kitagaki (Shimane Univ.)
 - 1. Spinal Trauma Tsutomu Inaoka (Toho University Sakura Hosp.)
 - 2. Sports Related Head Injury Haruo Nakayama (Toho Univ. Ohashi Medical Center Neurosurgery)

- Educational Lecture 32 : April 17 (Sun.) 8:00–9:00 (304)
 - 〔Nuclear Medicine 3〕 Moderator: Eku Shimosegawa (Osaka Univ.)
 - 1. Nuclear Medicine in Dementia: Cerebral Blood Flow SPECT and Fluorodeoxyglucose PET
Kato Takashi (National Center for Geriatrics and Gerontology)
 - 2. Molecular Neuroimaging in Dementia Hiroshi Matsuda (National Center of Neurology and Psychiatry)

- Educational Lecture 33 : April 17 (Sun.) 8:00–9:30 (311+312)
 - 〔Pediatric Radiology〕 Moderator: Noriko Aida (Kanagawa Children's Medical Center)
 - 1. Gastrointestinal Diseases in the Perinatal Period Rieko Furukawa (Jichi Children's Medical Center Tochigi)
 - 2. Pediatric Gastrointestinal Diseases Seen in Emergency Rooms
Atsuko Fujikawa (St. Marianna Univ. School of Medicine)
 - 3. Hepatobiliary and Pancreatic disease- Minimal essence of Pediatric radiology Masahiro Kitami (Tohoku Univ.)

- Educational Lecture 34 : April 17 (Sun.) 8:00–9:00 (313+314)
 - 〔Head and Neck Radiology 2〕 Moderator: Takao Kodama (Miyazaki Prefectural Miyazaki Hosp.)
 - 1. Imaging Anatomy and Diagnosis of Oropharynx Takashi Katsube (Shimane University Hosp.)
 - 2. Medical Treatments for the Oropharynx Cancer; Methods, Results, and Evaluation After Treatments
Kazuo Kusuhara (Univ. of Miyazaki)

- Educational Lecture 35 : April 17 (Sun.) 8:00–9:00 (315)
 - 〔Interventional radiology 3〕 Moderator: Hiroya Saitoh (Sapporo Higashi Tokushukai Hosp.)
 - 1. Radiofrequency Ablation for Small Renal Cell Carcinomas and Musculoskeletal Tumors
Takashi Yamanaka (Mie University Hosp.)
 - 2. Cryoablation; Kidney, Bone and Soft Tissue Hiroyasu Fujiwara (Okayama University Hosp.)

- Educational Lecture 36 : April 17 (Sun.) 8:00–9:00 (Annex Hall F205+206) 
 - 〔[MOC Requirements] Quality of Radiotherapy〕 ※ JRS members only Moderator: Tadashi Kamada (NIRS)
 - Quality of Radiotherapy Yoshinori Ito (National Cancer Center Hosp.)

- Educational Lecture 37 : April 17 (Sun.) 9:10–10:10 (Annex Hall F205+206)
 - 〔Radiation oncology 6〕
 - 1. Head and Neck Cancer
 - 2. Intensity-modulated Radiotherapy for Prostate Cancer
- Moderator: Yoshikazu Kagami (Showa Univ.)
Yuji Murakami (Hiroshima Univ.)
Katsumasa Nakamura (Hamamatsu Univ. School of Medicine)

- Educational Lecture 38 : April 17 (Sun.) 10:20–11:20 (Annex Hall F205+206)
 - 〔Radiation oncology 7〕
 - 1. Prevention and Management for Radiation Dermatitis and Mucositis
 - 2. Radiation Induced Lung Injury
- Moderator: Tetsuo Akimoto (National Cancer Center East)
Chikako Yamauchi (Shiga Medical Center for Adults)
Kayoko Tsujino (Hyogo Cancer Center)

指導者講習会

- 指導者講習会 : April 15 (Fri.) 10:50–11:50 (Annex Hall F205+206)
 - Moderator: Masumi Kadoya (Shinshu Univ.)
 - Lecture: Manabu Minami (Univ. of Tsukuba)
- April 17 (Sun.) 13:00–14:00 (National Convention Hall)
 - Moderator: Masumi Kadoya (Shinshu Univ.)
 - Lecture: Yasushi Kaji (Dokkyo Medical Univ.)

CT colonography hands-on training course

- CT colonography hands-on training course : April 14 (Thu.) 10:00–18:00 (Annex Hall)

JCR Hour 2016

- JCR Hour 2016 : April 17 (Sun.) 13:10–14:40 (Annex Hall F205+206)
 - 〔How will it look like? Our future of Radiology〕
 - 1. Radiology and Healthcare Transformation in the USA: Present and Future
 - Moderator: Hiroshi Ohnishi (Univ. of Yamanashi)
 - Ryo Takagi (Nippon Medical School)
 - Satoshi Minoshima (University of Utah, U.S.A.)
 - 2. Choosing wisely: Radiologists get involved in ensuring appropriateness of the indication
 - Kanako Kumamaru (Juntendo Univ.)
 - 3. Medical policies towards 2025
 - Kazuhiro Oshima (cabinet secretariat, office of healthcare policy)

Luncheon Seminar

- Luncheon Seminar 1 : April 15 (Fri.) 12:00–12:50 (Main Hall)
 - 〔Latest information of Gadovist enhanced-MRI〕
 - 1. Gadovist initial usage experiences in CNS field
 - Moderator: Shigeki Aoki (Juntendo Univ.)
 - Akio Hiwatashi (Kyushu Univ.)
 - 2. Current evidence in Gd signal intensity increase in the brain: what we know and what we do not know
 - Alexander Radbruch (University of Heidelberg, Germany)

Sponsored by : Bayer Yakuin, Ltd.

- Luncheon Seminar 2 : April 15 (Fri.) 12:00–12:50 (301)
 - 〔3T MRI : Advanced Applications〕
 - 1. Practical Tools, MAGiC* and Zero TE MRA *SyMRI
 - Moderator: Masahiro Jinzaki (Keio Univ.)
 - Masaaki Hori (Juntendo Univ.)
 - 2. Body Imaging Up to Data: 3T MRI including SIGNA Pioneer
 - Takayuki Masui (Seirei Hamamatsu General Hosp.)

Sponsored by : GE Healthcare Japan Corporation

· Luncheon Seminar 3 : April 15 (Fri.) 12:00–12:50 (302)

Initial experience of radiation therapy using TrueBeam
Sponsored by : Varian Medical Systems K. K.

Moderator: Naoyuki Shigematsu (Keio Univ.)
Kiyoshi Nakamatsu (Kindai Univ.)

· Luncheon Seminar 4 : April 15 (Fri.) 12:00–12:50 (303)

「Expanding the clinical capabilities with cutting-edge 3T MRI technologies」

Part1

1. Reasons for me to select Olea
2. Clinical Neuroimaging and Analysis with Vitrea Workstation

Moderator: Shinji Naganawa (Nagoya Univ.)
Toshiaki Taoka (Nagoya University Hosp.)
Kazuhiro Murayama (Fujita Health Univ.)

Part2

1. State of the Art Clinical Application for Body Imaging at Vantage Titan 3T Saturn Gradient

Moderator: Toshiaki Nitatori (Kyorin Univ.)

Yoshiharu Ohno (Kobe Univ.)

Sponsored by : TOSHIBA MEDICAL SYSTEMS CORPORATION

· Luncheon Seminar 5 : April 15 (Fri.) 12:00–12:50 (304)

「Innovations at MRI and CT」

1. Latest topics of brain MRI ~Beyond the clinical routine ~
2. Updating of clinical utility in IR techniques and an expectation for Spectral CT
~Practical tips for iDose4 and IMR~

Moderator: Yukio Miki (Osaka City Univ.)
Takashi Yoshiura (Kagoshima Univ.)
Kazuhiro Katahira (Kumamoto Chuo Hosp.)

Sponsored by : Philips Electronics Japan LTD

· Luncheon Seminar 6 : April 15 (Fri.) 12:00–12:50 (311+312)

It is also possible to establish cooperation with any PACS manufacturer!? Your diagnostic power is increased naturally as though it were a game!? You can see innovative PACS related software!!

Moderator: Nobuya Higuchi (Tokyo Medical Center)

Kenichi Matsunaga (Takeda General Hosp.)

Sponsored by : Yokogawa Medical Solutions Corporation

· Luncheon Seminar 7 : April 15 (Fri.) 12:00–12:50 (313+314)

Update on Radiotherapy for Prostate Cancer

Moderator: Seigo Kinuya (Kanazawa Univ.)
Tetsuo Akimoto (National Cancer Center East)
Makoto Hosono (Kindai Univ.)

Sponsored by : Bayer Yakuhin, Ltd.

· Luncheon Seminar 8 : April 15 (Fri.) 12:00–12:50 (315)

Brain Structures and Oxygen Metabolism Visualized by Quantitative Susceptibility Mapping (QSM)

Moderator: Masafumi Harada (Tokushima Univ.)
Kohsuke Kudo (Hokkaido Univ.)

Sponsored by : Hitachi Medical Corporation

· Luncheon Seminar 9 : April 15 (Fri.) 12:00–12:50 (416+417)

Hot News of digital mammography in 2016

Moderator: Hiroko Tsunoda (St.Lukes's International Hosp.)
Tokiko Endo (National Hospital Organization Higashi Nagoya Hosp.)

Sponsored by : FUJIFILM Medical Co., Ltd.

- Luncheon Seminar 10 : April 15 (Fri.) 12:00–12:50 (Annex Hall F205+206)
- Moderator: Kazuro Sugimura (Kobe Univ.)
Shuhei Sato (Okayama Univ.)
Satoru Takahashi (Kobe Univ.)
- yes, DS! Practical Personalized Low Dose in the real world
- Sponsored by : Siemens Healthcare K.K.
- Luncheon Seminar 11 : April 16 (Sat.) 12:00–12:50 (Main Hall)
- 〔Clinical Impact of Cardiovascular Imaging using Area Detector CT〕
- Moderator: Kunihiro Yoshioka (Iwate Medical Univ.)
1. Clinical Impact of 320row Area Detector CT – Coronary Artery Imaging – Kanako Kumamaru (Juntendo Univ.)
 2. Clinical Impact of FIRST – Adult and pediatric cardiovascular Imaging –
Eriko Maeda (The University of Tokyo Hosp. 22nd Medical and Research Center)
 3. Clinical Impact of 320row Area Detector CT – Myocardial Perfusion Imaging –
Noriko Manabe (Hokkaido University Hosp.)
- Sponsored by : TOSHIBA MEDICAL SYSTEMS CORPORATION
- Luncheon Seminar 12 : April 16 (Sat.) 12:00–12:50 (301)
- Moderator: Yasushi Koyama (Sakurabashi Watanabe Hosp.)
Akira Kurata (Ehime Univ.)
- Stress CT perfusion from start-up!
- Sponsored by : Bayer Yakuhin, Ltd.
- Luncheon Seminar 13 : April 16 (Sat.) 12:00–12:50 (302)
- 〔Current Status and Future Perspective of CT Spectral Imaging〕
- Moderator: Kuni Ohtomo (The Univ. of Tokyo)
Robert F Senzig (GE Healthcare USA)
Yasuhiro Imai (GE Healthcare Japan)
- Features of Dual Energy and Photon Counting Technologies
- Sponsored by : GE Healthcare Japan Corporation
- Luncheon Seminar 14 : April 16 (Sat.) 12:00–12:50 (303)
- Moderator: Nagara Tamaki (Hokkaido Univ.)
Markus Schwaiger (TUM School of Medicine, Germany)
- The Munich Experience with Siemens Biograph mMR
- Sponsored by : Siemens Healthcare K.K.
- Luncheon Seminar 15 : April 16 (Sat.) 12:00–12:50 (304)
- 〔New Trends and Innovations in Image Guidance and Assessment for TACE〕
- Moderator: Shiro Miyayama (Fukui-ken Saiseikai Hosp.)
1. Connecting image guidance to therapy delivery in Interventional Oncology
Alessandro Radaelli (Philips Electronics, Netherlands)
 2. The next phase in image guidance during TACE: how can we assess therapy?
Jean-Francois H. Geschwind (Yale University School of Medicine, USA)
- Sponsored by : Philips Electronics Japan LTD
- Luncheon Seminar 16 : April 16 (Sat.) 12:00–12:50 (311+312)
- 〔High-Precision Radiotherapy using Fiducial Marker VISICOIL〕
- Moderator: Takushi Dokiya (Kyoundo Hosp.)
Hiroshi Onishi (Univ. of Yamanashi)
1. Don't worry, VISICOIL is visible!
 2. IMRT for Prostate cancer using VISICOIL: technique and problems
Kazuo Hatano (Tokyo bay advanced imaging&radiation oncology clinic-Makuhari)
- Sponsored by : Sceti Medical Labo K.K.

- Luncheon Seminar 17 : April 16 (Sat.) 12:00–12:50 (313+314)
 [Usefulness of Noise Reduction Software] Moderator: Masahiro Jinzaki (Keio University Hosp.)
 Usefulness of Noise Reduction Software in CT/MRI Kazuhiro Katahira (Kumamoto Chuo Hosp.)
 Sponsored by : AZE, Ltd
- Luncheon Seminar 18 : April 16 (Sat.) 12:00–12:50 (315)
 Moderator: Koichiro Abe (Tokyo Women's Medical Univ.)
 Diagnosis and Treatment of Pancreatic, Gastrointestinal Neuroendocrine Tumor in Japan
 Tetsuhide Ito (Kyushu Univ.)
 Sponsored by : FUJIFILM RI Pharma Co., Ltd
- Luncheon Seminar 19 : April 16 (Sat.) 12:00–12:50 (416+417)
 Moderator: Takashi Yoshiura (Kagoshima University Medical and Dental Hosp.)
 Training System for Diagnostic Report “Beyond the Framework of Teaching File”
 Kohsuke Kudo (Hokkaido University Hosp.)
 Sponsored by : J-MAC SYSTEM, INC.
- Luncheon Seminar 20 : April 16 (Sat.) 12:00–12:50 (Annex Hall F205+206)
 [Creation of value-added application in clinical use (General radiography)] Moderator: Shuji Sakai (Tokyo Women's Medical Univ.)
 1. Practical application of tomosynthesis and energy-subtraction method in our institution
 Kosuke Morita (Tokyo Women's Medical University Hosp.)
 2. Investigation of chest-tomosynthesis with iterative reconstruction algorithm
 Yukihiro Nagatani (Shiga Univ. of Medical Science)
 Sponsored by : SHIMADZU CORPORATION
- Luncheon Seminar 21 : April 17 (Sun.) 12:00–12:50 (Main Hall)
 [Contrast enhanced CT – Clinical images with the state of the art technologies –] Moderator: Masahiro Jinzaki (Keio Univ.)
 1. Abdominal contrast enhanced CT – Quantity of optimal intravenous contrast agent iodine dose with a latest
 diagnosis technology – Satoshi Goshima (Gifu University Hosp.)
 2. Latest trends of clinical applications in cardiac CT
 Haruhiko Machida (Tokyo Women's Medical Univ. Medical Center East)
 Sponsored by : DAIICHI SANKYO CO.,LTD.
- Luncheon Seminar 22 : April 17 (Sun.) 12:00–12:50 (301)
 [Brain tumor diagnosis and management by the MRI] Moderator: Osamu Abe (Nihon Univ.)
 1. Management of brain tumor using contrast media Toshiaki Taoka (Nagoya Univ.)
 2. Non-contrast MR imaging for brain tumors: Recent advances Takashi Yoshiura (Kagoshima Univ.)
 Sponsored by : Fuji Pharma Co., Ltd.
- Luncheon Seminar 23 : April 17 (Sun.) 12:00–12:50 (302)
 Moderator: Takamichi Murakami (Kindai Univ.)
 Administration of the contrast agent at CT and MR based on pharmacokinetics Kazuo Awai (Hiroshima Univ.)
 Sponsored by : Eisai Co., Ltd.
- Luncheon Seminar 24 : April 17 (Sun.) 12:00–12:50 (303)
 Moderator: Takashi Terauchi (Cancer Institute Hosp.)
 Staging and Response assessment based on PET/CT – Lugano Classification – Koji Izutsu (Toranomon Hosp.)
 Sponsored by : Nihon Medi-Physics Co., Ltd.

- Luncheon Seminar 25 : April 17 (Sun.) 12:00–12:50 (304)
 Moderator: Takuji Yamagami (Kochi Univ.)
 On the front line of VTE treatment: the Single-Drug Approach Takeshi Yamamoto (Nippon Medical School Hosp.)
 Sponsored by : Bristol-Myers K.K. / Pfizer Japan Inc.
- Luncheon Seminar 26 : April 17 (Sun.) 12:00–12:50 (311+312)
 Moderator: Kimiichi Uno (Gaien Higashi Clinic)
 Dedicated breast PET MAMMI, an extraordinary tool to improve breast cancer diagnosis and treatments
 Michel Herranz (USC Hospital Complex, GALARIA-SERGAS, Spain)
 Sponsored by : Meditec Far East Inc.
- Luncheon Seminar 27 : April 17 (Sun.) 12:00–12:50 (313+314)
 Moderator: Hiromi Oda (Saitama Medical University Hosp.)
 Clinical Value of a new X-ray imaging system based on Talbot-Lau interferometry
 Tokiko Endo (National Hospital Organization Nagoya Medical Center)
 Hiroyuki Yoshioka (Saitama Medical University Hosp.)
 Sponsored by : Konica Minolta Health Care Co., Ltd.
- Luncheon Seminar 28 : April 17 (Sun.) 12:00–12:50 (315)
 [New Horizon of 4D Imaging] Moderator: Yasuo Nakajima (St. Marianna Univ. School of Medicine)
 1. Clinical Effectiveness of PhyZiodynamics application on TAVI Planning & Assessment
 Kentaro Hayashida (Keio Univ.)
 2. Post-processing of CT data supporting interventional radiology and emergency medicine
 Yoshiaki Ichinose (National Hospital Organization Disaster Medical Center)
 Sponsored by : Ziosoft, Inc. / Amin Co., Ltd.
- Luncheon Seminar 29 : April 17 (Sun.) 12:00–12:50 (416+417)
 [What's FFR_{CT} –The New Method of Non-Invasive Functional Testing Using Cardiac CT]
 Moderator: Teruhito Mochizuki (Ehime Univ.)
 1. Perspective from Cardiologist Hitoshi Matsuo (Gifu Heart Center)
 2. Perspective from Radiologist Kunihiro Yoshioka (Iwate Medical Univ.)
 Sponsored by : HeartFlow, GK.
- Luncheon Seminar 30 : April 17 (Sun.) 12:00–12:50 (Annex Hall F203+204)
 Moderator: Jianping Dai (Beijing Tian Tan Hospital Capital Medical University, China)
 Influence of imaging parameters on the detection of gadolinium concentration in artificial CSF in FLAIR MR Imaging
 at low field strength Desheng Zhang (Jingchang Central Hospital, China)
 Sponsored by : Nuesoft Medical Systems Co., Ltd. / Chartwell Healthcare Corporation
- Luncheon Seminar 31 : April 17 (Sun.) 12:00–12:50 (Annex Hall F205+206)
 Moderator: Kengo Yoshimitsu (Fukuoka Univ.)
 Enjoy a comfortable work environment with a PACS for interpretation and other needs.
 Kazuhiro Katahira (Kumamoto Chuo Hosp.)
 Sponsored by : PSP Corporation.