
II. JRS project

Honorary Member Award Ceremony

- Honorary Member Award Ceremony: April 17 (Fri.) 14:30–15:00 (Main Hall)

Moderator: Hiroshi Honda (Kyushu Univ.)

Kuni Ohtomo (The Univ. of Tokyo)

Richard L. Baron (University of Chicago, USA)

Pablo R. Ros (University Hospitals Case Medical Center, USA)

Tae-Hwan Lim (Asan Medical Center/University of Ulsan, Korea)

Kazuo Miyasaka (Hokkaido University)

Takashi Yamashita (The Cancer Institute Hospital of JFCR)

Hiromu Nishitani (The University of Tokushima)

Special Lecture

- Special Lecture 1: April 17 (Fri.) 11:00–11:50 (National Convention Hall)

Moderator: Shigeki Aoki (Juntendo Univ.)

From Visual Illusions to Image Processing

Hitoshi Arai (The Univ. of Tokyo)

- Special Lecture 2: April 18 (Sat.) 14:00–14:50 (Main Hall)

Moderator: Keigo Endo (Kyoto College of Medical Science)

Truth of the Fukushima Daiichi Nuclear Disaster

Keiichi Nakagawa (The University of Tokyo Hosp.)

RSNA Lecture

- RSNA Lecture: April 16 (Thu.) 16:40–17:10 (301)

Moderator: Hiroshi Honda (Kyushu Univ.)

Radiology Globalization-Bringing Together Radiology Individuals and Organizations

Richard L. Baron (University of Chicago, USA)

Overseas Lecture

- Overseas Lecture 1: April 16 (Thu.) 15:50–16:20 (302)

Moderator: Mitsuhiro Tozaki (Kameda Medical Center)

Update on MR-Mammography

Katrin Hegenscheid (University Medicine Greifswald/Institute of Diagnostic Radiology and Neuroradiology, Germany)

- Overseas Lecture 2: April 16 (Thu.) 16:40–17:10 (303)

Moderator: Noriyuki Tomiyama (Osaka Univ.)

Lung Cancer Imaging

Myrna C. B. Godoy (MD Anderson Cancer Center, USA)

- Overseas Lecture 3: April 16 (Thu.) 16:40–17:10 (304)

Moderator: Susumu Kanazawa (Okayama Univ.)

US-Guided Biopsy and Minimally Invasive Treatment of Thyroid

Jung Hwan Baek (University of Ulsan/Asan Medical Center, Korea)

- Overseas Lecture 4: April 17 (Fri.) 11:10–11:40 (303)

Moderator: Hiroshi Oba (Teikyo Univ.)

CT and MRI of CNS Infection

Yasmin Hossain (The Whittington Hospital, UK)

Mohammad Zakir Hussain (Square Hospital, Bangladesh)

-
- Overseas Lecture 5: April 17 (Fri.) 16:00–16:30 (303)

Moderator: Koichiro Yamakado (Hyogo College of Medicine)

New Trends in Interventional Oncology

Christian Stroszczynski (University Hospital of Regensburg, Radiological Institute, Germany)
 - Overseas Lecture 6: April 17 (Fri.) 15:10–15:40 (313 + 314)

Moderator: Yoshifumi Narumi (Osaka Medical College Hosp.)

MR Imaging in the Diagnosis of Prostate Cancer

Bernd Hamm (Humboldt-Universität zu Berlin/Freie Universität Berlin, Germany)
 - Overseas Lecture 7: April 17 (Fri.) 9:10–9:40 (315)

Moderator: Yasuo Nakajima (St. Marianna Univ. School of Medicine)

Traumatic Vascular Emergencies in the Head and Neck

Dinesh Varma (The Alfred Hospital, Australia)
 - Overseas Lecture 8: April 18 (Sat.) 15:30–16:00 (301)

Moderator: Masayuki Kanematsu (Gifu Univ.)

The Role of Quantitative Liver Imaging in Management of Patient with Hepatic Tumor

Andrea Giovagnoni (Universiy Politecnica Marche, Italy)
 - Overseas Lecture 9: April 18 (Sat.) 13:00–13:30 (303)

Moderator: Kazuro Sugimura (Kobe Univ.)

Anomaly of the Uterus and Primary Amenorrhea: Imaging Evaluation

Seung Hyup Kim (Seoul National University Hospital, Korea)
 - Overseas Lecture 10: April 18 (Sat.) 9:50–10:20 (304)

Moderator: Hajime Sakuma (Mie University Hosp.)

Non Invasive Imaging of Lower Limb Arteriopathy

Jongmin John Lee (Kyungpook National University, Korea)
Lucie Cassagnes (Centre Hospitalier Universitaire, France)
 - Overseas Lecture 11: April 18 (Sat.) 15:50–16:20 (304)

Moderator: Shigeru Ehara (Iwate Medical Univ.)

Infections, Tumors and Infarcts in the Bones of Children: Can We Tell Them Apart?

Diego Jaramillo (The Children's Hospital of Philadelphia, USA)
 - Overseas Lecture 12: April 18 (Sat.) 10:20–10:50 (Annex Hall F205 + 206)

Moderator: Sadayuki Murayama (Univ. of the Ryukyus)

Diagnostic of Diffuse Micronodular Lung Disease: A Pattern Approach

Gilbert R. Ferretti (University Hospital of Grenoble, France)
 - Overseas Lecture 13: April 19 (Sun.) 10:30–11:00 (302)

Moderator: Yasuyuki Yamashita (Kumamoto Univ.)

Fifty Shades of Autoimmune Pancreatitis

So Yeon Kim (University of Ulsan/Asan Medical Center, Korea)
 - Overseas Lecture 14: April 19 (Sun.) 10:20–10:50 (303)

Moderator: Toshihide Ogawa (Tottori Univ.)

Interventional Radiology of the Spine: Where Are We Going?

Mario Muto (Cardarelli Hospital, Italy)

Expert Lecture

- Expert Lecture 1: April 17 (Fri.) 10:00–10:30 (303)
Non-Traumatic Neuro-Emergencies
Moderator: Yukio Miki (Osaka City Univ.)
Sergio Mognillansky (Universidad Nacional del Comahue, Argentina)
- Expert Lecture 2: April 18 (Sat.) 9:50–10:20 (303)
Primary Cerebral Parenchymal Lymphoma: Imaging Features and Differential Diagnosis
Moderator: Osamu Abe (Nihon Univ.)
Mustafa Kemal Demir (Bahcesehir University/Goztepe Medical Park Hospital, Turkey)
- Expert Lecture 3: April 18 (Sat.) 10:20–10:50 (315)
Unusual and Rare Presentations of Appendicitis on CT
Moderator: Masanobu Mizuguchi (Saga Univ.)
Douglas S. Katz (Winthrop-University Hospital, USA)
- Expert Lecture 4: April 19 (Sun.) 9:10–9:40 (303)
Imagining the History.
Moderator: Yukunori Korogi (Univ. of Occupational and Environmental Health)
Taro Shimono (Osaka City Univ.)

Pathology Update

- Pathology Update 1: April 17 (Fri.) 16:00–16:30 (301)
〔Liver Pathology〕
Pathology of the Liver Tumor, an Update
Moderator: Takamichi Murakami (Kinki Univ.)
Hidenori Ojima (Keio Univ.)
- Pathology Update 2: April 17 (Fri.) 16:00–16:30 (304)
〔Gynecologic Pathology〕
New Categories of WHO Classification of Tumours of Female Reproductive Organs (2014)
Moderator: Yumiko Oishi Tanaka (Univ. of Tsukuba)
Sachiko Minamiguchi (Kyoto University Hosp.)
- Pathology Update 3: April 17 (Fri.) 15:10–15:40 (311 + 312)
〔Cardiovascular Pathology〕
Pathology of Atherosclerosis and Thrombosis
Moderator: Toshiaki Nitatori (Kyorin Univ.)
Kinta Hatakeyama (Nara Medical Univ. School of Medicine)
- Pathology Update 4: April 18 (Sat.) 9:50–10:20 (301)
〔Biliary Tract and Pancreas Pathology〕
Recent Pathological Concept of Pancreaticobiliary Diseases
Moderator: Masumi Kadoya (Shinshu Univ.)
Kenichi Harada (Kanazawa Univ.)
- Pathology Update 5: April 18 (Sat.) 10:30–11:00 (304)
〔Urological Pathology〕
Pathology of Renal Neoplasms, Up Date
Moderator: Ryohei Kuwatsuru (Juntendo University Hosp.)
Yoji Nagashima (Tokyo Women's Medical Univ.)
- Pathology Update 6: April 18 (Sat.) 13:00–13:30 (304)
〔Central Nervous System Pathology〕
The Forthcoming WHO Brain Tumor Classification: How Should We Cope with It?
Moderator: Shinji Naganawa (Nagoya Univ.)
Hideaki Yokoo (Gunma Univ.)
- Pathology Update 7: April 18 (Sat.) 9:10–9:40 (313 + 314)
〔Musculoskeletal Pathology〕
Moderator: Kunihiko Fukuda (The Jikei Univ. School of Medicine)

An Update in Pathological Diagnosis of Soft Tissue Tumors Based on New WHO Classification 2013

Toru Motoi (Tokyo Metropolitan Cancer and Infectious diseases Center Komagome Hosp.)

- Pathology Update 8: April 18 (Sat.) 9:10-9:40 (Annex Hall F205 + 206)
「Lung Pathology」 Moderator: Fumikazu Sakai (Saitama Medical Univ.)
Pathological Diagnosis of Chronic Fibrosing Interstitial Pneumonias
Tamiko Takemura (Japanese Red Cross Medical Center)

Radiology Update

- Radiology Update 1: April 17 (Fri.) 10:00-10:30 (302)
「Chest Radiology」 Moderator: Yasuyuki Kurihara (St. Luke's International Hosp.)
Current Status and Future Direction of Chest Radiology Yoshiharu Ohno (Kobe Univ.)
- Radiology Update 2: April 17 (Fri.) 10:00-10:30 (313 + 314)
「Musculoskeletal Radiology」 Moderator: Masataka Uetani (Nagasaki Univ.)
Current State of Diagnostic Magnetic Resonance Imaging of Soft Tissue Tumors Shuji Nagata (Kurume Univ.)
- Radiology Update 3: April 18 (Sat.) 14:20-14:50 (303)
「Gynecologic Radiology」 Moderator: Satoru Takahashi (Kobe University Hosp.)
Overseas Hot Topics in Gynecologic Radiology Mayumi Takeuchi (The Univ. of Tokushima)
- Radiology Update 4: April 18 (Sat.) 14:10-14:40 (304)
「Neuroradiology」 Moderator: Kazuhiro Tsuchiya (Tokyo Teishin Hosp.)
Latest Topics Concerning the Brain and Nervous System at Radiology Conferences Abroad
Koji Kamagata (Juntendo Univ.)
- Radiology Update 5: April 19 (Sun.) 9:10-9:40 (302)
「Liver, Biliary Tract, and Pancreatic Radiology」 Moderator: Kengo Yoshimitsu (Fukuoka Univ.)
Hot Topics in International Congresses: Hepatobiliary and Pancreas
Utaro Motosugi (University of Wisconsin, USA)

Symposium

- Symposium 1: April 17 (Fri.) 9:10-10:40 (National Convention Hall)
「Transcatheter Embolization of Liver Tumors - to Bead or not to Bead」
Moderator: Yasuaki Arai (National Cancer Center Hosp.)
Kiyoshi Matsueda (The Cancer Institute Hosp. of JFCR)
 1. TACE-What Have Been Revealed and what Should Be Revealed?
Yasuaki Arai (National Cancer Center Hosp.)
 2. Clinical Use of Three Different Beads Depending on Characteristics of Microspheres
Akihiko Seki (Kishiwada Eishinkai Hosp.)
 3. Technical Considerations and Complications Specific to Microsphere-TACE (MS-TACE)
Masahide Takahashi (Tokyo Medical Univ. Ibaraki Medical Center)
 4. Current Trends of TACE: How to Choose Drug-Eluting Beads Vs. Lipiodol Based Technique?
Keigo Osuga (Osaka Univ.)
- Symposium 2: April 17 (Fri.) 9:10-11:10 (301)
「Diagnostic Imaging for Post-Radiotherapy Status」 Moderator: Shuji Sakai (Tokyo Women's Medical Univ.)
Hiroshi Ohnishi (Univ. of Yamanashi)

-
1. Pitfalls in Diagnosis of Radiological Changes after Stereotactic Body Radiotherapy and Intensity Modulated Radiation Therapy for Intrathoracic Tumors Yasuo Matsumoto (Niigata Cancer Center Hosp.)
 2. Focal Tissue Damage after Particle Therapy Using Proton or Carbon-Ion Beams for Head and Neck, Lung, and Liver Tumors Kazuki Terashima (Hyogo Ion Beam Medical Center)
 3. Radiation-Induced Changes of the Brain Tomohiko Masumoto (Univ. of Tsukuba)
 4. Influence of Radiotherapy to Normal Lung: Radiation Lung Injury Shuichi Ono (Hirosaki Univ.)
- Symposium 3: April 17 (Fri.) 15:10-17:10 (302)
- 「Multimodality Treatment Strategy for Esophageal Cancer」 Moderator: Yasumasa Nishimura (Kinki Univ.)
Kenji Nemoto (Yamagata Univ.)
1. Surgical Resection for Esophageal Cancer Hiroyasu Igaki (National Cancer Center Hosp.)
 2. Endoscopic Treatment for Superficial Esophageal Cancer Tsuneo Oyama (Saku Center Hospital Advanced Care Center)
 3. Definitive Chemoradiation for Esophageal Cancer Hideomi Yamashita (The University of Tokyo Hosp.)
 4. Role of Particle Therapy in Radiotherapeutic Management of Esophageal Squamous Cell Carcinoma Tetsuo Akimoto (National Cancer Center Hosp. East)
- Symposium 4: April 18 (Sat.) 15:10-16:40 (Main Hall)
- 「Chaos in Diagnostic Radiology-What We Do and Do Not Know」 Moderator: Hiroyuki Irie (Saga Univ.)
Takehiko Gokan (Showa Univ.)
1. Hepato-Pancreaticobiliary Diseases Toshifumi Gabata (Kanazawa Univ.)
 2. Current Status and Future Perspective of Uroradiology Masahiro Jinzaki (Keio Univ.)
 3. Cystic Lesions in the Uterine Cervix Yasunari Fujinaga (Shinshu Univ.)
- Symposium 5: April 18 (Sat.) 10:20-11:50 (301)
- 「Robotic Surgery Update: What Radiologist Should Know」 Moderator: Kazuhiro Saito (Tokyo Medical Univ.)
Yasushi Kaji (Dokkyo Medical Univ.)
1. Robotic Surgery for Rectal Cancer Eiji Sunami (The Univ. of Tokyo)
 2. From the Urologist Hiroshi Fukuhara (The Univ. of Tokyo)
 3. Robotic Surgery in Gynecology Keiichi Isaka (Tokyo Medical University Hosp.)
- Symposium 6: April 18 (Sat.) 13:00-15:00 (301)
- 「State-of-the-Art Imaging Technology for Recognizing Cancer-Specific Proteins and Their Therapeutic Applications」 Moderator: Toshimitsu Momose (The University of Tokyo Hosp.)
Hirofumi Fujii (National Cancer Center East)
1. Targeted Imaging and Therapy Using Cu-64 and Y-90 Labeled Monoclonal Antibody Against ROBO1 Keitaro Koyama (The Univ. of Tokyo)
 2. Development of PET Probes Targeting Cancer Neovasculature and Hypoxia and Their Application for Targeted Internal Radiotherapy. Tsuneo Saga (NIRS)
 3. Somatostatin Receptor Imaging and Peptide Receptor Radionuclide Therapy for Neuroendocrine Tumors Yuji Nakamoto (Kyoto Univ.)
 4. Immuno-imaging of HER2 and Molecular Targeting Therapy Hiroaki Kurihara (National Cancer Center Hosp.)
- Symposium 7: April 18 (Sat.) 9:10-11:10 (302)
- 「Diversified Treatment Strategy for Malignant Brain Tumors」 Moderator: Yuta Shibamoto (Nagoya City Univ.)
Yoshitaka Narita (National Cancer Center Hosp.)
1. Radiation Therapy (Intensity Modulated Radiation Therapy; IMRT) Katsuya Maebayashi (Tokyo Women's Medical Univ.)

2. Proton Beam Therapy for Malignant Brain Tumor. Mizumoto Masashi (Univ. of Tsukuba)
3. Boron Neutron Capture Therapy (BNCT) for the Patients with Brain Tumor
Shinji Kawabata (Osaka Medical College)
4. Oncolytic Virus Therapy Using G47delta Tomoki Todo (The Institute of Medical Science The Univ. of Tokyo)

· Symposium 8: April 18 (Sat.) 14:20–16:20 (Annex Hall F203 + 204)

「Risk Management of Contrast Media」

Moderator: Yoshito Tsushima (Gunma University Hosp.)

Hiromitsu Hayashi (Nippon Medical School)

1. Changes in Risk of Immediate Adverse Reactions to Iodinated Contrast Media by Repeated Administrations in Patients with Hepatocellular Carcinoma Naoto Fujiwara (The Univ. of Tokyo)
2. Gadolinium Deposition Occurs in Patient Even with Normal Renal Function Tomonori Kanda (Teikyo Univ.)
3. Current Situation Surrounding Contrast-Induced Nephropathy and Its Prevention
Kazuo Awai (Hiroshima Univ.)
4. Breakthrough Reactions to Low-Osmolality Contrast Media After Steroid Premedication and the Effect of Contrast Media on Patients with Myasthenia Gravis Katsumi Hayakawa (Iwate Prefectural Kamaishi Hosp.)

· Symposium 9: April 19 (Sun.) 10:20–11:50 (301)

「Where Are You From?」

Moderator: Shuichi Sato (Yokohama Asahi Chuo General Hosp.)

Yoshitomo Matsuo (eSite Helthcare co.)

1. Imaging Diagnosis of the Central Nervous System: Exploring the Origin Mitsuru Matsuki (Kinki Univ.)
2. Head and Neck Hiroya Ojiri (The Jikei Univ. School of Medicine)
3. Methods to Identify the Origin of Abdominal Tumors Noriatsu Ichiba (Otsu Municipal Hosp.)

Special Focus Seminar

· Special Focus Seminar 1: April 18 (Sat.) 13:00–14:00 (302)

「Recent Progress in Cancer Chemotherapy-Important Points for Radiologists」

Moderator: Kiyoshi Miyagawa (The Univ. of Tokyo)

1. Inhibiting the Signal Pathways Regulating the Cancer Cell Proliferation.
Yasushi Goto (National Cancer Center Hosp.)
2. Targeting Angiogenesis in Cancer Therapy Noriko Hosoya (The Univ. of Tokyo)

· Special Focus Seminar 2: April 18 (Sat.) 14:00–15:00 (302)

「Globalization in Radiology-from Communication to Publication」

Moderator: Pablo R. Ros (University Hospitals Case Medical Center, USA)

Nagara Tamaki (Hokkaido Univ.)

1. Tips for English Communication and Presentation
Kanako Kumamaru (Harvard Medical School & Brigham and Women's Hospital, USA)
2. Getting Published in Radiology -- Deputy Editor's Perspective- Ali Guermazi (Boston University, USA)

Image Interpretation Session

· Image Interpretation Session: April 18 (Sat.) 17:00–19:00 (Main Hall)

Moderator: Manabu Minami (Univ. of Tsukuba)

Kei Yamada (Kyoto Prefectural Univ. of Medicine)

Question master: Image quiz committee

Discussor: Mustafa Kemal Demir (Bahcesehir University/Goztepe Medical Park Hospital, Turkey)

Douglas S. Katz (Winthrop-University Hospital, USA)

Sergio Mognillansky (Universidad Nacional del Comahue, Argentina)

Taro Shimono (Osaka City Univ.)

Resident Seminar

- Resident Seminar (Diagnosis) 1: April 17 (Fri.) 9:10–11:50 (Main Hall)
「Neuro, Chest, Hepatobiliary and Gastrointestinal Radiology」
Moderator: Toshiyuki Okubo (Teikyo Univ. Chiba Medical Center)
 1. Stroke Mimics on Diffusion Weighted Images. Yasuhiro Nakata (Tokyo Metropolitan Neurological Hosp.)
 2. Is It Normal or Abnormal? Normal Variants and Pitfalls in Thoracic Radiology.
Masashi Kusakabe (NTT Medical Center Tokyo)
 3. Hepatobiliary and Pancreatic Imaging: Case Review Approach Sodai Hoshiai (University of Tsukuba Hosp.)
 4. Diagnosis of Colorectal Cancer (An Interactive Session) Mototaka Miyake (National Cancer Center Hosp.)

- Resident Seminar (Diagnosis) 2: April 18 (Sat.) 9:10–11:50 (Main Hall)
「Pediatric, Musculoskeletal, Gynecologic and Cardiovascular Radiology」 Moderator: Shinya Fujii (Tottori Univ.)
 1. Case Review of Pediatric Radiology Rieko Furukawa (Jichi Children's Medical Center Tochigi)
 2. The Roles of Radiological Imaging in Hip Joint Evaluation and Treatment. Asako Yamamoto (Teikyo Univ.)
 3. Diagnostic Imaging in the Female Pelvis Satomi Kitai (The Jikei Univ. School of Medicine)
 4. The Diagnosis of Cardiovascular Imaging Nobuo Tomizawa (New Tokyo Hosp.)

- Resident Seminar (Radiation Oncology): April 17 (Fri.) 15:10–16:40 (Annex Hall F205 + 206)
「Brain Tumor, Esophageal Cancer, Prostate Cancer」 Moderator: Hiroshi Igaki (National Cancer Center Hosp.)
 1. Radiation Therapy for Primary and Metastatic Brain Tumors
Masao Tago (Teikyo University Mizonokuchi Hosp.)
 2. Radiotherapy for Esophageal Cancer Atsuro Terahara (Toho Univ. Omori Medical Center)
 3. Radiotherapy in Prostate Cancer Kenshiro Shiraishi (The University of Tokyo Hosp.)


Educational Lecture

- Educational Lecture 1: April 17 (Fri.) 8:00–9:00 (National Convention Hall) 
「[MOC Requirements] Radiation Safety/Protection」 ※JRS members only
Moderator: Kazuko Ohno (Kyoto College of Medical Science)
 1. Biological Effect of Ionizing Radiation Genro Kashino (Oita Univ. Advanced Molecular Imaging Center)
 2. Epidemiology of Radiation Health Effects Noboru Takamura (Global Health, Medicine and Welfare)

- Educational Lecture 2: April 17 (Fri.) 8:00–9:00 (Main Hall)
「Gastrointestinal Radiology 1: Imaging of Peritoneum and Mesentery」
Moderator: Yoshitaka Okada (Saitama Medical Univ. International Medical Center)
 1. Clinical Anatomy of Peritoneum (Mesenteries, Ligaments, and Fasciae)
Yoshiko Hayashida (Univ. of Occupational and Environmental Health)
 2. Imaging of Internal Hernia Through Peritoneal Ligaments
Norio Hongo (Oita Univ. Advanced Molecular Imaging Center)

- Educational Lecture 3: April 17 (Fri.) 8:00–9:00 (301)
「Genitourinary Radiology 1: Genitourinary Emergencies」 Moderator: Takeshi Yoshizako (Shimane Univ.)
 1. Emergency in Urogenital Organs; Who Should Care? Takashi Koyama (Kurashiki Central Hosp.)
 2. Radiologic Manifestations of Obstetric and Gynecologic Emergencies: What Radiologists Need to Suggest for Emergency Physicians. Takahiro Tsuboyama (Osaka Univ.)

- Educational Lecture 4: April 17 (Fri.) 8:00–9:00 (302)
「Chest Radiology 1: Imaging of Infectious Disease」 Moderator: Shuji Adachi (Hyogo Cancer Center)
 1. Community-Acquired Pneumonia Kazuto Ashizawa (Nagasaki Univ.)

2. Opportunistic Infection (Including Fungal Infection) Nobuyuki Tanaka (Saiseikai Yamaguchi General Hosp.)
- Educational Lecture 5: April 17 (Fri.) 8:00–9:00 (303)
 「Neuroradiology 1: Pathology of Intra-Axial Tumors」
 Pathology of Brain Tumor
 Moderator: Hitoshi Terada (Toho Univ. Sakura Medical Center)
 Junko Hirato (Gunma University Hosp.)
- Educational Lecture 6: April 17 (Fri.) 8:00–9:00 (304)
 「Nuclear Medicine 1: Tumor Imaging」
 1. FDG PET of Lung Cancer
 2. PET/CT for Head & Neck Tumors
 Moderator: Ukihide Tateishi (Yokohama City Univ.)
 Kotaro Higashi (Asanogawa General Hosp.)
 Yuji Nakamoto (Kyoto Univ.)
- Educational Lecture 7: April 17 (Fri.) 8:00–9:00 (311 + 312)
 「Cardiac Radiology 1: CTA and MRA of Congenital Heart Disease」
 Moderator: Shunsuke Nosaka (National Center for Child Health and Development)
 1. Systematic Approach to Read Pediatric Congenital Heart Disease
 Suzu Kanzaki (National Cerebral and Cardiovascular Center)
 2. What General Radiologists Should Know about Adult Congenital Heart Diseases
 Hideki Ota (Tohoku University Hosp.)
- Educational Lecture 8: April 17 (Fri.) 8:00–9:00 (313 + 314)
 「Musculoskeletal Radiology 1: Imaging of Hip and Elbow Joints」
 Moderator: Hideharu Sugimoto (Jichi Medical Univ.)
 1. MR Imaging of the Hip Tetsuji Yamaguchi (Nagasaki University Hosp.)
 2. Imaging of Elbow Joint Yoshikazu Okamoto (Univ. of Tsukuba)
- Educational Lecture 9: April 17 (Fri.) 8:00–9:00 (315)
 「Interventional Radiology 1: Deep Vein Thrombosis」
 Moderator: Shigeru Furui (Teikyo Univ.)
 1. Inferior Vena Cava Filter Takuji Yamagami (Kochi Univ.)
 2. Endovascular Treatment for Acute Deep Vein Thrombosis Koji Sugimoto (Kobe University Hosp.)
- Educational Lecture 10: April 17 (Fri.) 8:00–9:00 (Annex Hall F205 + 206)
 「Radiation Oncology 1: Stereotactic Radiation Therapy (SRT) for Brain/Head and Neck Lesions」
 Moderator: Takashi Uno (Chiba Univ.)
 1. Stereotactic Radiotherapy for Benign Intracranial Tumor and Head and Neck Tumor
 Koichi Tokuyue (Tokyo Medical Univ.)
 2. The General of Stereotactic Cranial Irradiation and the Treatment for Primary Malignant and Metastatic Brain Tumors
 Masao Tago (Teikyo University Mizonokuchi Hosp.)
- Educational Lecture 11: April 17 (Fri.) 9:10–10:10 (Annex Hall F205 + 206)
 「Radiation Oncology 2: Brachytherapy」
 Moderator: Natsuo Oya (Kumamoto Univ.)
 1. Recent Advances in Brachytherapy Jun Itami (National Cancer Center Hosp.)
 2. 3D Image-Guided Brachytherapy for Cervical Cancer Tatsuya Ohno (Gunma Univ.)
- Educational Lecture 12: April 18 (Sat.) 8:00–9:00 (National Convention Hall) 
 「[MOC requirements] Medical Ethics」 ※ JRS members only Moderator: Tomio Inoue (Yokohama City Univ.)
 1. Ethical Legal Issues of the Clinical Study in Japan Yukiyoishi Tsukata (Gifu Univ.)

2. Conflict of Interest Management in 2015 Regulatory Reformation: Basics and Practice

Chieko Kurihara (NIRS)

· Educational Lecture 13: April 18 (Sat.) 8:00–9:00 (Main Hall)

「Gastrointestinal Radiology 2: Imaging of Peritoneum and Mesentery」

Moderator: Shigeru Kiryu (The University of Tokyo Hosp.)

1. Imaging Features of Peritoneal and Mesenteric Neoplasms Yoshihiko Fukukura (Kagoshima Univ.)
2. Non-neoplastic and Inflammatory Diseases of the Peritoneum, Omentum, and Mesentery Akiko Sumi (Kurume Univ.)

· Educational Lecture 14: April 18 (Sat.) 8:00–9:00 (301)

「Genitourinary Radiology 2: Congenital Anomaly and Gestational Trophoblastic Disease」

Moderator: Eiji Oguma (Saitama Children's Medical Center)

1. Diagnostic MR Imaging of Placental Abnormality and Gestational Trophoblastic Disease Junko Takahama (Nara Medical Univ.)
2. Congenital Anomalies of the Kidney and Urinary Tract; Prenatal and Postnatal Diagnostic Imaging Mikiko Miyasaka (National Center for Child Health and Development)

· Educational Lecture 15: April 18 (Sat.) 8:00–9:00 (302)

「Radiation Oncology 3: Particle Beam Radiation Therapy」

Moderator: Teruki Teshima (Osaka Medical Center for Cancer and Cardiovascular Diseases)

1. Carbon Ion Radiotherapy Yusuke Demizu (Hyogo Ion Beam Medical Center)
2. Proton Beam Therapy Hitoshi Ishikawa (Univ. of Tsukuba)

· Educational Lecture 16: April 18 (Sat.) 15:00–16:00 (302)

「Radiation Oncology 4: Chemoradiotherapy」

Moderator: Yasushi Nagata (Hiroshima Univ.)

1. Chemoradiotherapy for Gastrointestinal Cancers Yoshinori Ito (National Cancer Center Hosp.)
2. Chemoradiotherapy for Carcinomas of the Head and Neck: The Changes of Radiotherapy and Future Aspects of Strategies Tetsuo Nonaka (Kanagawa Cancer Center)

· Educational Lecture 17: April 18 (Sat.) 16:00–17:00 (302)

「Radiation Oncology 5: Radiobiology」

Moderator: Kazushige Hayakawa (Kitasato Univ.)

1. Cancer Stem Cells and Tumor Hypoxia; Significance and Perspectives for Cancer Diagnoses and Therapy Hiroshi Harada (Kyoto Univ.)
2. Clinical Radiation Biology on Normal Tissues Minoru Suzuki (Kyoto Univ. Research Reactor Institute)

· Educational Lecture 18: April 18 (Sat.) 8:00–9:00 (303)

「Neuroradiology 2: Imaging of Intra-Axial Tumors」

Moderator: Takaaki Hosoya (Yamagata Univ.)

1. Intra-axial Brain Tumors: Case Based Review Takeki Shiina (Yokohama Medical Center, National Hospital Organization)
2. Post-Treatment Changes of the Intraaxial Brain Tumors (Mainly Malignant Gliomas) Tomohiko Masumoto (Univ. of Tsukuba)

· Educational Lecture 19: April 18 (Sat.) 15:00–16:00 (303)

「Breast Imaging: Breast DWI and Ultrasonography of the Axilla」

Moderator: Shuichi Monzawa (Shinko Hosp.)

1. Diffusion Weighted Imaging of the Breast; Clinical Benefits and Pitfalls Reiko Woodhams (Kitasato Univ.)
2. Ultrasound Assessment and Biopsy of Lymph Node in Breast Cancer Patients Hiroyuki Abe (The University of Chicago, USA)

- Educational Lecture 20: April 18 (Sat.) 16:00–17:00 (303)

〔Cardiac Radiology 2: SPECT and PET〕 Moderator: Teruhito Mochizuki (Ehime Univ.)

 1. Cardiac SPECT and PET Imaging in Patients with Non-Ischemic Cardiomyopathy Mitsuru Momose (Tokyo Women's Medical Univ.)
 2. Ischemic Heart Disease Naoya Matsumoto (Nippon University Hosp.)

- Educational Lecture 21: April 18 (Sat.) 8:00–9:00 (304)

〔Nuclear Medicine 2: Brain Imaging〕 Moderator: Kazunari Ishii (Kinki Univ.)

 1. Clinical Guidelines for Dopamine Transporter SPECT Studies Hidehiko Okazawa (Univ. of Fukui)
 2. Clinical Imaging of Dopamine Transporter SPECT Sunao Mizumura (Toho Univ. Omori Medical Center)

- Educational Lecture 22: April 18 (Sat.) 8:00–9:00 (311 + 312)

〔Head and Neck Radiology 1: Non-Tumorous and Systemic Disease〕 Moderator: Hisao Tonami (Kanazawa Medical Univ.)

 1. Diagnosis and Management of Head & Neck Vascular Malformations: Based on ISSVA (International Society for the Study of Vascular Anomalies) 2014 Shigeki Imai (Southern Tohoku General Hosp.)
 2. Head and Neck Trauma in the Elderly Naoko Saito (Saitama Medical Univ. International Medical Center)

- Educational Lecture 23: April 18 (Sat.) 8:00–9:00 (313 + 314)

〔Musculoskeletal Radiology 2: Bone Metastasis and Infectious Disease〕 Moderator: Takatoshi Aoki (Univ. of Occupational and Environmental Health)

 1. Metastatic Bone Tumors Hiroyuki Horikoshi (Gunma Prefectural Cancer Center)
 2. Imaging of Nonspinal Musculoskeletal Infection Tamotsu Kamishima (Hokkaido Univ.)

- Educational Lecture 24: April 18 (Sat.) 8:00–9:00 (315)

〔Interventional Radiology 2〕 Moderator: Fumikiyo Ganaha (Nanbu Medical Center/Nanbu Child Medical Center)

 1. Interventional Radiology for the Treatment of Pulmonary Thromboembolism Hiroyuki Tajima (Nippon Medical School Musashikosugi Hosp.)
 2. An IVR to Hemoptysis: Bronchial Artery Embolization (BAE) Akira Yamamoto (Osaka City Univ.)

- Educational Lecture 25: April 18 (Sat.) 8:00–9:00 (Annex Hall F205 + 206)


〔Chest Radiology 2: Imaging of Infectious Disease/Pulmonary Nodules〕 Moderator: Koji Takahashi (Asahikawa Medical Univ.)

 1. Imaging of the Mycobacterial Infection in the Lung Masashi Takahashi (Yujin Yamazaki Hosp.)
 2. Imaging Features of Peripheral Lung Cancers Keiko Kuriyama (Osaka National Hosp.)


- Educational Lecture 26: April 18 (Sat.) 10:50–11:50 (Annex Hall F205 + 206)


〔Chest Radiology 3: Imaging of Pulmonary Nodules〕 Moderator: Tamio Kushihashi (Showa University Northern Yokohama Hosp.)

 1. Diagnostic Imaging of Unusual Lung Tumors Masahiko Kusumoto (National Cancer Center Hosp. East)
 2. Image Findings of Infectious Pulmonary Nodules/Masses Shuji Sakai (Tokyo Women's Medical Univ.)

- Educational Lecture 27: April 18 (Sat.) 13:00–14:00 (Annex Hall F203 + 204) 
 〔〔MOC Requirements〕 Radiation Safety/Protection〕 ※ JRS members only Moderator: Norinari Honda (Saitama Medical Center)

 1. Radiation Protection in Computed Tomography Shigeru Suzuki (Saitama Red Cross Hosp.)
 2. Contrast Induced Nephropathy in Patients with Chronic Kidney Disease Hiromitsu Hayashi (Nippon Medical School)

- Educational Lecture 28: April 19 (Sun.) 8:00–9:00 (Main Hall) 
 「[MOC Requirements] Quality of Imaging Diagnosis」 ※ JRS members only
 Moderator: Masahiro Ida (Ebara Hosp.)
 1. Guidelines for Teleradiology Masahiko Fujii (Kobe Minimally Invasive Cancer Center)
 2. Medical Information Sharing Between Medical Facilities Hiroshi Kondoh (Tottori Univ.)
- Educational Lecture 29: April 19 (Sun.) 8:00–9:00 (301)
 「Gastrointestinal Radiology 3: Imaging of Peritoneum and Mesentery」
 Moderator: Hiroki Haradome (Nihon Univ.)
 1. Pathways of the Spread of Neoplastic and Inflammatory Diseases Along the Peritoneum and Fascia.
 Kousei Ishigami (Kyushu University Hosp.)
 2. Imaging Characteristics of Mesenteric Vascular Diseases Hitoshi Abo (Toyama Pref Centr Hosp.)
- Educational Lecture 30: April 19 (Sun.) 8:00–9:00 (302)
 「Cardiac Radiology 3: Post-Treatment Imaging of Endovascular Devices」
 Moderator: Naofumi Matsunaga (Yamaguchi Univ.)
 1. Imaging Findings After Endovascular Repair for Aortic Diseases Eijun Sueyoshi (Nagasaki Univ.)
 2. Imaging After Embolization Using Metallic Coils or N-Butyl Cyanoacrylate and Vena Caval Filter.
 Jun Koizui (Tokai Univ.)
- Educational Lecture 31: April 19 (Sun.) 8:00–9:00 (303)
 「Neuroradiology 3: Imaging of Intra-Axial Tumors」 Moderator: Reiichi Ishikura (Hyogo College of Medicine)
 1. Intramedullary Lesions Mimicking Neoplasms on Brain Imaging Shinichi Sakamoto (Osaka City Univ.)
 2. Imaging of Intracerebral Tumors: Work in Progress Takashi Yoshiura (Kagoshima Univ.)
- Educational Lecture 32: April 19 (Sun.) 8:00–9:00 (304)
 「Nuclear Medicine 3: Cardiac Imaging」 Moderator: Shin-ichiro Kumita (Nippon Medical School)
 1. Prognostic Evaluation with Myocardial Scintigraphy Kenichi Nakajima (Kanazawa University Hosp.)
 2. Image Characteristics of Cardiac Sarcoidosis Osamu Manabe (Hokkaido Univ.)
- Educational Lecture 33: April 19 (Sun.) 8:00–9:00 (311 + 312)
 「Pediatric Radiology: Pediatric Airway Emergencies/Congenital Head and Neck Disease」
 Moderator: Noriko Aida (Kanagawa Children's Medical Center)
 1. Radiological Feature and Emergency Disease of Pediatric Respiratory System
 Yuta Fujii (Kanagawa Children's Medical Center)
 2. Congenital Anomalies of the Neck Kazutoshi Fujita (Tokyo Metropolitan Children's Medical Center)
- Educational Lecture 34: April 19 (Sun.) 8:00–9:00 (313 + 314)
 「Head and Neck Radiology 2: Non-Tumorous and Systemic Disease」
 Moderator: Ken Motoori (Chiba University Hosp.)
 1. Imaging Appearance of Systemic Inflammatory Lesions in the Head and Neck Hiroko Satake (Nagoya Univ.)
 2. Lymphoproliferative Disorders and IgG4 Related Disease: Definitions and Imaging Findings in Head and Neck
 Region Kumiko Ando (Hyogo College of Medicine)
- Educational Lecture 35: April 19 (Sun.) 8:00–9:00 (315)
 「Interventional Radiology 3」 Moderator: Takuji Yamagami (Kochi Univ.)
 1. Percutaneous Abscess Drainage Yoza Sato (Aichi Cancer Center Hosp.)
 2. Vascular Interventional Radiology for Renal Disease Hiroshi Anai (Nara Medical Univ.)

-
- Educational Lecture 36: April 19 (Sun.) 8:00-9:00 (Annex Hall F205 + 206) 
「[MOC Requirements] Quality of Radiotherapy」 ※ JRS members only

Quality of Radiotherapy

Moderator: Hiroki Shirato (Hokkaido Univ.)
Eisuke Abe (Niigata Univ.)

- Educational Lecture 37: April 19 (Sun.) 9:10-10:10 (Annex Hall F205 + 206)

「Radiation Oncology 6: Radiation Physics」

Moderator: Hiromichi Gomi (St. Marianna Univ. School of Medicine)

1. Physical Aspect of Radiation Therapy

Masayori Ishikawa (Hokkaido Univ.)

2. Geometrical Uncertainties Present in the Process of Radiation Therapy

Ryuji Murakami (Kumamoto Univ.)

- Educational Lecture 38: April 19 (Sun.) 10:20-11:20 (Annex Hall F205 + 206)

「Radiation Oncology 7: Adverse Effects and Solutions」

Moderator: Koichi Sakata (Sapporo Medical Univ.)

1. How to Manage the Toxicities in Patients with Head and Neck Cancer Receiving (chemo)-Radiotherapy

Sadamoto Zenda (National Cancer Center Hosp. East)

2. Late Adverse Effects of Radiotherapy

Kazuhiko Ogawa (Osaka Univ.)

指導者講習会

- 指導者講習会: April 17 (Fri.) 11:00-11:40 (Annex Hall F205 + 206) 

※ JRS members only

Moderator: Toshifumi Gabata (Kanazawa Univ.)
Masumi Kadoya (Shinshu Univ.)

- 指導者講習会: April 19 (Sun.) 13:00-13:40 (301) 

※ JRS members only

Moderator: Takaaki Hosoya (Yamagata Univ.)
Masumi Kadoya (Shinshu Univ.)

JRS2015 CT colonography hands-on training course

- JRS2015 CT colonography hands-on training course: April 16 (Thu.) 10:00-18:00 (Annex Hall)

※ This is a program required your registration in advance.

【Moderator】

Gen Inuma (National Cancer Center Hosp.)

Katsuhiko Mitsuzaki (Saiseikai Kumamoto Hosp.)

Mototaka Miyake (National Cancer Center Hosp.)

JCR Hour 2015

- JCR Hour 2015: April 19 (Sun.) 11:00-11:50 (304)

1. Tentative Results of the JCR Questionnaire Survey About Japanese Radiologists 2014

Moderator: Akira Furukawa (Tokyo Metropolitan Univ.)

Koji Murakami (Keio Univ.)

2. Perspectives of Diagnostic Radiology from DPC data under Pressure of Hospital Is Remodeling and Reduction Social Security Expenditures

Moderator: Kimiyoshi Mizunuma (Nasu Red Cross Hosp.)

Kenji Fujimori (Tohoku Univ.)

Luncheon Seminar

- Luncheon Seminar 1: April 17 (Fri.) 12:00–12:50 (Main Hall)
Moderator: Tsuneo Ishiguchi (Aichi Medical Univ.)
Inspection of the unexpected death caused by contrast-enhanced CT Hiromitsu Hayashi (Nippon Medical School)
Sponsored by: DAIICHI SANKYO CO., LTD.

- Luncheon Seminar 2: April 17 (Fri.) 12:00–12:50 (301)
「Body size indexes for optimizing contrast media dose for contrast enhanced CT - Results of multicenter study “IOPAC”」
Moderator: Yasuyuki Yamashita (Kumamoto Univ.)
1. Abdominal CT Kazuo Awai (Hiroshima Univ.)
2. Cardiac CT Daisuke Utsunomiya (Kumamoto Univ.)
Sponsored by: Bayer Yakuhin, Ltd.

- Luncheon Seminar 3: April 17 (Fri.) 12:00–12:50 (302)
Moderator: Koichi Tokuue (Tokyo Medical Univ.)
1. Treatment experience of VMAT/SBRT using TrueBeam – Clinical aspects –
Tomoki Kimura (Hiroshima Univ.)
2. Treatment experience of VMAT/SBRT using TrueBeam – Technical aspects –
Takeo Nakashima (Hiroshima University Hosp.)
Sponsored by: Varian Medical Systems K.K.

- Luncheon Seminar 4: April 17 (Fri.) 12:00–12:50 (303)
「Toshiba's Advanced 3T System Performs in the Clinical Setting」 Moderator: Kazuro Sugimura (Kobe Univ.)
1. State-of-the-art Cranial Nerve Imaging by the Vantage™ Titan 3T Kazuhiro Murayama (Fujita Health Univ.)
2. State-of-the-art Body Imaging on 3T MRI: From Morphological to Functional and Metabolic Imaging
Yoshiharu Ohno (Kobe Univ.)
Sponsored by: TOSHIBA MEDICAL SYSTEMS CORPORATION

- Luncheon Seminar 5: April 17 (Fri.) 12:00–12:50 (304)
「"Exceeding expectations" Latest Technologies and Clinical Value of SOMATOM CT」
Moderator: Yutaka Imai (Tokai Univ.)
1. The Technologies of Twin Beam Dual Energy CT and Low-kV imaging Toshihide Itoh (Siemens Japan K.K.)
2. "Two steps ahead" Initial Experience with SOMATOM Force Satoru Takahashi (Kobe Univ.)
Sponsored by: Siemens Japan K.K.

- Luncheon Seminar 6: April 17 (Fri.) 12:00–12:50 (311 + 312)
Information-guided cancer care Richard H. Stark (Elekta)
Sponsored by: Elekta K.K.

- Luncheon Seminar 7: April 17 (Fri.) 12:00–12:50 (313 + 314)
「Approach to practical use: content-based image retrieval system for non-neoplastic (diffuse) pulmonary disease」
Moderator: Kiyoshi Murata (Shiga Univ. of Medical Science)
1. Technology that was achieved a content-based CT image retrieval system for non-neoplastic pulmonary disease, and
a clinical evaluation by prototype system Atsuko Kurosaki (Fukujuji Hosp.)
2. The practical "content-based image retrieval system" and its clinical value that is expected by a physician
Kazuma Kishi (Toranomom Hosp.)
Sponsored by: FUJIFILM Medical Co., Ltd.

· Luncheon Seminar 8: April 17 (Fri.) 12:00-12:50 (315)

1. Innovations of CT volume data with IMR
2. Cardiovascular Multimodality Imaging

Sponsored by: Philips Electronics Japan, Ltd.

Moderator: Teruhito Mochizuki (Ehime Univ.)
Tsukasa Sasaki (Hokkaido University Hosp.)
Noriko Oyama-Manabe (Hokkaido University Hosp.)

· Luncheon Seminar 9: April 17 (Fri.) 12:00-12:50 (413)

1. Unexpected benign lesions in cancer screening with FDG · PET

2. CAD software development with CIRCUS
3. A medical image management system for group clinics

Sponsored by: HIMEDIC, Inc.

Moderator: Sachio Kuribayashi (HIMEDIC Imaging Center at Lake Yamanaka)

Shiaki Kawada (HIMEDIC Imaging Center at Lake Yamanaka)
Naoto Hayashi (The University of Tokyo Hosp.)
Syuntaro Hiroya (iMedical Inc.)

· Luncheon Seminar 10: April 17 (Fri.) 12:00-12:50 (Annex Hall F205 + 206)

〔3T MRI UPDATE〕

1. Advanced Body MRI-Clinical impact of DV24&25
2. Clinical benefit of SILENT MRA

Sponsored by: GE Healthcare Japan Corporation

Moderator: Noriyuki Tomiyama (Osaka Univ.)
Takayuki Masui (Seirei Hamamatsu General Hosp.)
Shigeki Aoki (Juntendo Univ.)

· Luncheon Seminar 11: April 18 (Sat.) 12:00-12:50 (Main Hall)

〔Clinical Impact of Next Generation Area Detector CT〕

1. Usefulness of Aquilion ONE ViSION Edition in Cardiovascular System
2. Clinical Application of Pulmonology using 320row Area Detector CT
3. Clinical Application of 320-Row Area Detector CT in Lung Examinations

Sponsored by: TOSHIBA MEDICAL SYSTEMS CORPORATION

Moderator: Fumiko Kimura (Saitama Medical Univ. International Medical Center)

Yoshitake Yamada (Keio Univ.)
Yoshiharu Ohno (Kobe Univ.)
Toshinori Hirai (Miyazaki Univ.)

· Luncheon Seminar 12: April 18 (Sat.) 12:00-12:50 (301)

〔Revolution CT ~ Expectation & Probability ~〕

1. Revolution CT for Cardiovascular ~ Expectation & Probability ~
2. Revolution CT for Neuro ~ Expectation & Probability ~

Sponsored by: GE Healthcare Japan Corporation

Moderator: Masahiro Jinzaki (Keio Univ.)
Hiromitsu Hayashi (Nippon Medical School)
Ryo Takagi (Nippon Medical School)

· Luncheon Seminar 13: April 18 (Sat.) 12:00-12:50 (302)

Optimal protocols for administration of contrast media at CT: Principles and applications

Sponsored by: Eisai Co., Ltd.

Moderator: Takamichi Murakami (Kinki Univ.)
Kazuo Awai (Hiroshima Univ.)

· Luncheon Seminar 14: April 18 (Sat.) 12:00-12:50 (303)

PET/MRI: the best of two worlds

Sponsored by: Siemens Japan K.K.

Moderator: Nagara Tamaki (Hokkaido Univ.)
Lale Umutlu (University Hospital of Essen)

- Luncheon Seminar 15: April 18 (Sat.) 12:00-12:50 (304)
- Moderator: Shiro Miyayama (Fukuiken Saiseikai Hosp.)
1. Challenge for TACE procedures with latest Interventional X-ray system -AlluraClarity with EmboGuide technology-
Yuko Takeguchi (Japanese Red Cross Musashino Hosp.)
 2. Achieva/Ingenia 1.5T CX v.s. Ingenia 3.0T Verification of proper use -Including the availability of new applications-
Kazuhiro Katahira (Kumamoto Chuo Hosp.)
- Sponsored by: Philips Electronics Japan, Ltd.
- Luncheon Seminar 16: April 18 (Sat.) 12:00-12:50 (311 + 312)
- Moderator: Yasuyuki Yamashita (Kumamoto Univ.)
- Working process for RECIST criteria and TNM staging - background story -
Hirokazu Watanabe (National Cancer Center Hosp.)
- Sponsored by: Yokogawa Medical Solutions Corporation
- Luncheon Seminar 17: April 18 (Sat.) 12:00-12:50 (313 + 314)
- Moderator: Mitsuru Koizumi (Cancer Institute Hosp.)
- Evaluation of bone metastasis using SPECT/CT: current status and feasibility of quantitative SPECT
Tadaki Nakahara (Keio Univ.)
- Sponsored by: Nihon Medi-Physics Co., Ltd.
- Luncheon Seminar 18: April 18 (Sat.) 12:00-12:50 (315)
- 「Recent Topics of MRI Imaging in Female Pelvis and Breast Field」
- Moderator: Yasushi Kaji (Dokkyo Medical Univ.)
1. MRI of the Female Pelvis: Up-to-date
Mayumi Takeuchi (Univ. of Tokushima)
 2. Breast Imaging: Recent Topics
Hiroshi Nakahara (Breastopia Namba Hosp.)
- Sponsored by: TERUMO CORPORATION
- Luncheon Seminar 19: April 18 (Sat.) 12:00-12:50 (413)
- Moderator: Susumu Kanazawa (Okayama Univ.)
- How Patients Can Manage Their Own Data to Mediate Cooperation among Healthcare Organizations
Kôiti Hasida (The Univ. of Tokyo)
- Sponsored by: TECHMATRIX Corporation
- Luncheon Seminar 20: April 18 (Sat.) 12:00-12:50 (Annex Hall F205 + 206)
- Moderator: Hiroyuki Irie (Saga Univ.)
- Molecular mechanism and clinical application of Gd-EOB-DTPA enhanced MRI for HCC: Up-date
Osamu Matsui (Kanazawa Univ.)
- Sponsored by: Bayer Yakuhi, Ltd.
- Luncheon Seminar 21: April 18 (Sat.) 12:00-12:50 (Annex Hall F203 + 204)
- 「Technical progress of Tomosynthesis expands clinical values of FPD diagnostic systems」
- Moderator: Yutaka Imai (Tokai Univ.)
1. Tomosynthesis technology of SONIALVISION safire
Eiji Ando (Nara Medical University Hosp.)
 2. Clinical cases of Tomosynthesis in general radiography
Yasumichi Otsuka (Chiba Aoba Municipal Hosp.)
 3. Tomosynthesis and BMD of SONIALVISION G4
Kenji Ogawa (Nihon Koukan Hosp.)
- Sponsored by: SHIMADZU CORPORATION

-
- Luncheon Seminar 22: April 19 (Sun.) 12:00–12:50 (Main Hall)

Moderator: Yukihiisa Saida (Tokyo Medical and Dental Univ.)

How valuable! PACS useful tips for radiologists and technicians to run the medical practice more smoothly

Kazuhiro Katahira (Kumamoto Chuo Hosp.)

Sponsored by: PSP Corporation.

 - Luncheon Seminar 23: April 19 (Sun.) 12:00–12:50 (301)

Moderator: Toshiaki Nitatori (Kyorin Univ.)

New Generation MR Conditional Implantable Electrical Devices-The MRI Scanning for Patients with Cardiac Pacemakers and Neurostimulation Systems

Shigeki Aoki (Juntendo Univ.)

Sponsored by: Medtronic Japan Co., Ltd.

 - Luncheon Seminar 24: April 19 (Sun.) 12:00–12:50 (302)

「What do they want?: Referring physicians' perspective in dementia imaging.」

Moderator: Yusuke Inoue (Kitasato Univ.)

 1. I use the imaging procedure for a diagnosis of elderly person dementia in this way.

Kiyoshi Kanaya (Tokyo Medical University Hachioji Medical Center)
 2. Roles of Imaging Techniques in the Diagnosis of Dementia in Super-Aging Society

Kimiteru Ito (Tokyo Metropolitan Geriatric Hospital and Institute of Gerontology)

Sponsored by: FUJIFILM RI Pharma Co., Ltd./Japanese Council of Nuclear Neuroimaging/Japanese Society of Nuclear Medicine

 - Luncheon Seminar 25: April 19 (Sun.) 12:00–12:50 (303)

Moderator: Hiromitsu Hayashi (Nippon Medical School Hosp.)

Clinical Role of Computed Tomography for an aging society: What we can do with new 64-detector row CT?

Kohei Inoue (Heiseikai Ohmura Hosp.)

Sponsored by: Hitachi Medical Corporation

 - Luncheon Seminar 26: April 19 (Sun.) 12:00–12:50 (304)

Moderator: Manabu Minami (Univ. of Tsukuba)

 1. Imaging of Umbilicus

Jun Isogai (Asahi General Hosp.)
 2. Risk management for Emergency IVR

Masato Yamaguchi (Kobe University Hosp.)

Sponsored by: Fuji Pharma Co., Ltd.

 - Luncheon Seminar 27: April 19 (Sun.) 12:00–12:50 (311 + 312)

Moderator: Hajime Sakuma (Mie Univ.)

 1. New evaluation of a swallowing function using PhyZiodynamics: 4D imaging, Dynamic measurement in muscle length

Yoko Inamoto (Fujita Health Univ.)
 2. Using PhyZiodynamics in Cardiac CT: Exposed reduction, Noise reduction, Perfusion analysis, Strain analysis

Teruhito Kido (Ehime Univ.)

Sponsored by: Ziosoft, Inc./Amin Co., Ltd.

 - Luncheon Seminar 28: April 19 (Sun.) 12:00–12:50 (313 + 314)

Moderator: Teruhito Mochizuki (Ehime Univ.)

 1. Utility of AZE Phoenix in Teleradiology

Kohsuke Kudo (Hokkaido University Hosp.)
 2. Clinical use of Volume Viewer; AZE Phoenix

Kana Ide (Ehime Univ.)

Sponsored by: AZE, Ltd.

· Luncheon Seminar 29: April 19 (Sun.) 12:00–12:50 (315)

Moderator: Sigeru Kiryu (The Univ. of Tokyo)

Clinical Application of 4K Display in connection with Breast Imaging Nachiko Uchiyama (National Cancer Center)

Sponsored by: Panasonic Medical Solutions Co., Ltd./Siemens Japan K.K.

· Luncheon Seminar 30: April 19 (Sun.) 12:00–12:50 (413)

Moderator: Masahiro Irimoto (Irimoto Medical)

Improvement of radiology career skills by Teleradiology

Yasuo Nakajima (St. Marianna Univ.)

Sponsored by: Doctor-NET Inc.

· Luncheon Seminar 31: April 19 (Sun.) 12:00–12:50 (Annex Hall F205 + 206)

Moderator: Kimihiko Kichikawa (Nara Medical Univ.)

1. Short-term outcomes of chemoembolization with DC Bead

Noboru Maeda (Osaka Univ.)

2. Initial experience of transcatheter arterial chemoembolization with DC Bead for hepatocellular carcinoma

Tetsuya Minami (Kanazawa Univ.)

Sponsored by: Eisai Co., Ltd.