

---

## II. JRS Project

- Honorary Member Awarding Ceremony: April 11 (Fri.) 14:30~15:00 (Main Hall)

Moderator: Sachio Kuribayashi (Keio Univ.)

Susumu Kanazawa (Okayama Univ.)

John A. Kaufman (Oregon Health & Science University Hospital, USA)

Yi-Hong Chou (Taipei Veterans General Hospital, Taiwan)

Atsushi Kubo (Keio Univ.)

Takushi Dokiya (Saitama Medical Univ.)

Jiro Watarai (Akita Univ.)

## Special Lecture

- Special Lecture: April 11 (Fri.) 11:10~11:50 (Main Hall)

Moderator: Kuni Ohtomo (The Univ. of Tokyo)

My forty-year approach during the revolutionary era of radiology:

From practice to science and the establishment of our specialty

Osamu Matsui (Kanazawa Univ.)

## Special Project

- Special Project 1: April 12 (Sat.) 10:50~11:50 (301)

「How to improve your English」

Moderator: Hiroshi Honda (Kyushu Univ.)

1. How to improve your English

Kosei Ishigami (University of Iowa Hospitals and Clinics, USA)

2. From data to English presentation and publication

Isao Date (Okayama Univ.)

- Special Project 2: April 12 (Sat.) 14:20~15:20 (National Convention Hall)

Moderator: Shinobu Matsumoto

「Gyoretsu」

Haruo Kitamura

Kazuro Sugimura (Kobe Univ.)

Susumu Kanazawa (Okayama Univ.)

## Overseas Lecture

- Overseas Lecture 1: April 10 (Thu.) 17:00~17:30 (302)

Moderator: Takashi Nakano (Gunma University)

Target volume delineation for esophageal carcinoma

Xianshu Gao (Peking University First Hospital, China)

- Overseas Lecture 2: April 10 (Thu.) 16:40~17:10 (303)

Moderator: Masamitsu Hatakenaka (Sapporo Medical University)

State of the art: Imaging of the ascending aorta and aortic valve

Jean-Yves Gaubert (Timone University Hospital, France)

- Overseas Lecture 3: April 10 (Thu.) 16:40~17:10 (304)

Moderator: Shozo Hirota (Hyogo College of Medicine)

Topics of portal venous intervention

Ziv J Haskal (University of Maryland Medical Center, USA)

- Overseas Lecture 4: April 10 (Thu.) 11:15~11:45 (Annex Hall F203+204)

Moderator: Yutaka Imai (Tokai University)

CT colonography

Roberto Grassi (The Second University of Naples, Italy)

- 
- Overseas Lecture 5: April 11 (Fri.) 16:00~16:30 (301)

Moderator: Katsuyoshi Ito (Kawasaki Medical School)

Magnetic Resonance Imaging of Non-Alcoholic Fatty Liver Disease      Claude Sirlin (University California, USA)
  - Overseas Lecture 6: April 11 (Fri.) 10:10~10:40 (302)

Moderator: Shuji Sakai (Tokyo Women's Medical University)

Lung cancer imaging      Cornelia M. Schaefer-prokop (Meander Medical Center, The Netherlands)
  - Overseas Lecture 7: April 11 (Fri.) 16:00~16:30 (302)

Moderator: Yasuo Nakajima (St. Marianna University School of Medicine)

Abdominal vascular emergencies and MDCT techniques

Nevra Zehra Elmas (Ege University School of Medicine, Turkey)
  - Overseas Lecture 8: April 11 (Fri.) 10:00~10:30 (303)

Moderator: Toshihide Ogawa (Tottori University)

Case based tour through the central skull base      Christopher Hess (Neuroradiology at UCSF, USA)
  - Overseas Lecture 9: April 11 (Fri.) 9:50~10:20 (304)

Moderator: Tomio Inoue (Yokohama City University)

Image guidance of hexosamine pathway-directed therapy in oncology

David J. Yang (University of Texas MD Anderson Cancer Center, USA)
  - Overseas Lecture 10: April 11 (Fri.) 9:10~9:40 (311+312)

Moderator: Hidefumi Mimura (Kawasaki Medical School Kawasaki Hospital)

Particulate Embolization: from engineering to future direction      Jafar Golzarian (University of Minnesota, USA)
  - Overseas Lecture 11: April 11 (Fri.) 16:10~16:40 (315)

Moderator: Kunihiko Fukuda (The Jikei University School of Medicine)

Breast MRI – Current practice in Europe      Fiona Gilbert (University of Cambridge Radiology Department, UK)
  - Overseas Lecture 12: April 11 (Fri.) 10:10~10:40 (Annex Hall F205+206)

Moderator: Kenji Nemoto (Yamagata University)

Next generation radiotherapy practice: Innovative technology is just the beginning

Pamela Catton (University of Toronto, Canada)
  - Overseas Lecture 13: April 12 (Sat.) 10:10~10:40 (301)

Moderator: Takaaki Hosoya (Yamagata University)

State of the art imaging of spinal cord diseases: Review of common pathologies and recent advances

Ashok Srinivasan (University of Michigan Health System, USA)
  - Overseas Lecture 14: April 12 (Sat.) 16:00~16:30 (301)

Moderator: Naofumi Matsunaga (Yamaguchi University)

Current practice in pediatric cardiac CT

Hyun Woo Goo (Asan Medical Center, University of Ulsan College of Medicine, Korea)

- 
- Overseas Lecture 15: April 12 (Sat.) 13:50~14:20 (303)

Moderator: Tamio Kushihashi (Showa University Northern Yokohama Hospital)

Respiratory tract infection imaging

Eun-Young Kang (Korea University Guro Hospital Korea)
  - Overseas Lecture 16: April 12 (Sat.) 15:30~16:00 (303)

Moderator: Koichiro Yamakado (Mie University)

Trends in publishing, bibliometrics, and beyond: Perspectives from JVIR editor

Ziv J Haskal (University of Maryland Medical Center, USA)
  - Overseas Lecture 17: April 12 (Sat.) 13:50~14:20 (304)

Moderator: Takuji Yamagami (Hiroshima University)

New development of local ablation in the treatment of malignant hepatic neoplasms

Yi-You Chiou (Taipei Veterans General Hospital, Taiwan)
  - Overseas Lecture 18: April 12 (Sat.) 9:50~10:20 (311+312)

Moderator: Kazuo Awai (Hiroshima University)

High-field MR imaging: Are we there yet?

K. Ty Bae (University of Pittsburgh Medical Center, USA)
  - Overseas Lecture 19: April 12 (Sat.) 9:50~10:20 (313+314)

Moderator: Morio Sato (Wakayama Medical University)

Will intervention stay in radiology?

John A. Kaufman (Oregon Health and Science University, USA)
  - Overseas Lecture 20: April 12 (Sat.) 13:30~14:00 (315)

Moderator: Tokiko Endo (Nagoya Medical Center Clinical Research Center)

Mammography interpretation: Masses

Valerie P. Jackson (Indiana University School of Medicine, USA)
  - Overseas Lecture 21: April 12 (Sat.) 10:30~11:00 (Annex Hall F205+206)

Moderator: Masaaki Akahane (NTT Medical Center Tokyo)

New paradigm for management of HCC by imaging

Byung Ihn Choi (Seoul National University Hospital, Korea)
  - Overseas Lecture 22: April 12 (Sat.) 13:00~13:30 (Annex Hall F205+206)

Moderator: Masayuki Kanematsu (Gifu University)

MR cholangiography—From 2D to 4D imaging

Elmar Merkle (Universitatsspital, Switzerland)
  - Overseas Lecture 23: April 12 (Sat.) 14:10~14:40 (Annex Hall F205+206)

Moderator: Tsutomu Tamada (Kawasaki Medical School)

State of the art MDCT and MRI in assessment of pancreatic cancer

Marc Zins (Saint Joseph Hospital, France)
  - Overseas Lecture 24: April 12 (Sat.) 15:40~16:10 (Annex Hall F205+206)

Moderator: Kengo Yoshimitsu (Fukuoka University)

US-guided percutaneous RFA of difficult locations in liver: Tips and tricks

Yi-Hong Chou (Taipei Veterans General Hospital, Taiwan)
  - Overseas Lecture 25: April 13 (Sun.) 9:10~9:40 (302)

Moderator: Yoshifumi Narumi (Osaka Medical College Hospital)

Renal tumor imaging

Massimo Galia (The University of Palermo, Italy)

- Overseas Lecture 26: April 13 (Sun.) 10:40~11:10 (302)

Moderator: Takehiko Gokan (Showa University)

Evolving and expanding role of MRI for the diagnosis and management of prostate cancer

Akira Kawashima (Mayo Clinic, USA)
- Overseas Lecture 27: April 13 (Sun.) 13:00~13:30 (302)

Moderator: Takao Kodama (University of Miyazaki)

Peritherapeutic radiology for head and neck cancer

Hui Joong Lee (Kyungpook National University Hospital, Korea)
- Overseas Lecture 28: April 13 (Sun.) 9:10~9:40 (303)

Moderator: Yasuaki Arai (National Cancer Center Hospital)

How to write a good scientific paper

Ziv J Haskal (University of Maryland Medical Center, USA)
- Overseas Lecture 29: April 13 (Sun.) 10:10~10:40 (304)

Moderator: Kaori Togashi (Kyoto University)

MRI of cervical cancer: Update and future directions

Elizabeth A. Sadowski (Obstetrics and Gynecology University of Wisconsin, USA)
- Overseas Lecture 30: April 13 (Sun.) 10:20~10:50 (311+312)

Moderator: Shigeru Ehara (Iwate Medical University)

Imaging of bone tumors

Sonke Langner (Universitymedicine Greifswald, Germany)
- Overseas Lecture 31: April 13 (Sun.) 13:00~13:30 (311+312)

Moderator: Masataka Uetani (Nagasaki University)

Image-guided procedures in musculoskeletal radiology

Kenjiro Ohashi (University of Iowa Hospitals & Clinics, USA)
- Overseas Lecture 32: April 13 (Sun.) 9:10~9:40 (315)

Moderator: Eiichi Kohda (Toho University)

Imaging of child abuse

Yutaka Sato (University of Iowa Hospitals & Clinics, USA)

## Special Symposium

- Symposium 1: April 11 (Fri.) 9:10~11:10 (Main Hall)

〔Hepatobiliary and pancreatic imaging: Update〕

Moderator: Katsuyoshi Ito (Kawasaki Medical School)

Toshifumi Gabata (Kanazawa Univ.)

  1. Hepatocellular carcinoma: Current trends in diagnostic radiology Kazuhiko Ueda (Shinshu Univ.)
  2. Imaging of hepatic pseudolesions and pseudotumors in the third inflow area Satoshi Kobayashi (Kanazawa Univ.)
  3. Imaging diagnosis update: Biliary system Kengo Yoshimitsu (Fukuoka Univ.)
  4. Pancreatic cancer Hiroyuki Irie (Saga Univ.)
- Symposium 2: April 11 (Fri.) 9:10~11:10 (301)

〔Clinical research〕

Moderator: Yasuaki Arai (National Cancer Center)

Yasuhiro Fujiwara (National Cancer Center)

  1. Clinical studies and clinical practice guidelines: Their importance Yasushi Kaji (Dokkyo Medical Univ.)
  2. Supporting system of clinical research—A challenge by Kyushu University Yoichi Nakanishi (Kyushu Univ.)

3. Radiologists and clinical trials - Requirements to radiologists - Yasuaki Arai (National Cancer Center)
4. Principle and practice of clinical research Yasuhiro Fujiwara (National Cancer Center)
5. Multi-institutional clinical trials in radiation oncology Masahiko Oguchi (Cancer Institute Hosp)
6. The importance of clinical trials for the approval Toshihiro Tanaka (PMDA)
- Symposium 3: April 11 (Fri.) 15:10~17:10 (Main Hall)
- 〔Don't miss systemic diseases: Clues to diagnosis〕 Moderator: Masaaki Akahane (NTT Medical Center Tokyo)
- Taro Shimono (Osaka City Univ.)
1. Neuroimaging findings in systemic diseases Taro Shimono (Osaka City Univ.)
2. Diagnosing systemic diseases based on chest imaging findings Hiroaki Sugiura (Keio Univ.)
3. Imaging findings of systemic diseases involving the abdomen Takashi Koyama (Kurashiki Central Hospital)
4. Characteristic musculoskeletal lesions associated with systemic diseases Hajime Fujimoto (Numazu City Hosp.)
- Symposium 4: April 11 (Fri.) 15:10~17:10 (303)
- 〔Medical education: Present and future〕 Moderator: Hiroshi Honda (Kyushu Univ.)
- Susumu Kanazawa (Okayama Univ.)
1. Medical training to aim at diagnostic radiologist in Japan Masumi Kadoya (Shinshu Univ.)
2. Current status and future direction of radiation oncology education in Japan Kenji Nemoto (Yamagata Univ.)
3. Radiology Residency in US Yutaka Sato (University of Iowa Hospitals & Clinics, USA)
4. Medical education for primary and secondary care in Japan Tatsuto Ashizawa (Tokyo Medical University Hachioji Medical Center)
- Symposium 5: April 12 (Sat.) 9:10~11:10 (303)
- 〔Local therapy for lung cancer: Current status〕 Moderator: Masahiro Hiraoka (Kyoto Univ.)
- Yoichi Nakanishi (Kyushu Univ.)
1. Surgical strategies for early stage lung cancer Hiroshi Date (Kyoto Univ.)
2. Current status of stereotactic body radiation therapy (SBRT) Yasushi Nagata (Hiroshima Univ.)
3. Carbon ion radiotherapy Tadashi Kamada (NiRS)
4. Radiofrequency ablation (RFA) Susumu Kanazawa (Okayama Univ.)
- Symposium 6: April 12 (Sat.) 9:10~11:10 (304)
- 〔Cardiac CT/MRI: Update〕 Moderator: Kunihiro Yoshioka (Iwate Medical Univ.)
- Teruhito Mochizuki (Ehime Univ.)
1. Myocardial perfusion CT with low dose 320 row MDCT Noriko Oyama-Manabe (Hokkaido University Hosp.)
2. Dual-energy CT coronary angiography: A promising new technique for assessment of coronary plaque Yoshiro Hori (Showa University Fujigaoka Hosp.)
3. Myocardial strain analysis by cardiac MRI and CT: Clinical implication Michinobu Nagao (Kyushu Univ.)
4. A role of CT in TAVI (transcatheter aortic valve replacement) Nobuo Iguchi (Sakakibara Heart Institute Medical Examination Clinic)
- Symposium 7: April 12 (Sat.) 13:00~15:00 (301)
- 〔Imaging of dementia: Update〕 Moderator: Hiroshi Matsuda (National Center of Neurology and Psychiatry)
- Hajime Kitagaki (Shimane Univ.)
1. Neuroimaging of Alzheimer's disease Hiroshi Matsuda (National Center of Neurology and Psychiatry)
2. Advances of nuclear neuroimaging in dementia—Findings from multicenter studies— Kengo Ito (National Center for Geriatrics and Gerontology)

- 3. Usefulness of neuroimaging for differential diagnosis of dementia  
Aya M. Tokumaru (Tokyo Metropolitan Medical Center of Gerontology)
- 4. Clinical practice of neuroimaging in the dementias  
Haruo Hanyu (Tokyo Medical Univ.)

• Symposium 8: April 12 (Sat.) 13:00~15:30 (302)

「Treatment strategy of localized prostatic cancer」

Moderator: Taisuke Inomata (Shimane Univ.)

Junichi Hiratsuka (Kawasaki Medical School)

- 1. Long-term outcome of high-dose IMRT with neoadjuvant hormonal therapy under early salvage policy for localized prostate cancer  
Takashi Mizowaki (Kyoto Univ.)
- 2. Carbon ion radiotherapy for localized prostate cancer  
Hiroshi Tsuji (NiRS)
- 3. Permanent low-dose-rate prostate brachytherapy  
Atsunori Yorozu (Tokyo Medical Center)
- 4. High-dose-rate brachytherapy for prostate cancer  
Yasuo Yoshioka (Osaka Univ.)
- 5. Robotic assisted laparoscopic prostatectomy for localized prostate cancer  
Shin Ebara (Okayama Univ.)

• Symposium 9: April 13 (Sun.) 9:50~11:50 (303)

「Image-guided ablation」

Moderator: Hidefumi Mimura (Kawasaki Medical School)

Koichiro Yamakado (Mie Univ.)

Koichiro Yamakado (Mie Univ.)

Hideo Gohara (Okayama Univ.)

Toshiya Shibata (Kyoto Univ.)

Noboru Tanigawa (Kansai Medical Univ.)

- 1. Cryoablation for renal cell carcinoma
- 2. Image-guided ablation of lung cancer
- 3. Radiofrequency ablation for hepatocellular carcinoma
- 4. Radiofrequency ablation for the painful metastatic bone tumor

## Focus Meeting

• Focus Meeting: April 12 (Sat.) 15:10~17:10 (Main Hall)

「ATS/ERS IIPs consensus classification 2013: Modifications and points of issue」

Moderator: Fumikazu Sakai (Saitama Medical Univ.)

Takeshi Johkoh (Kinki Central Hosp.)

Junya Fukuoka (Nagasaki Univ.)

- 1. Update and possible confusions in pathological diagnosis  
Junya Fukuoka (Nagasaki Univ.)
- 2. ATS-ERS IIPs consensus classification 2013: Revised, problematic, and important points from a diagnostic radiologist  
Kiminori Fujimoto (Kurume Univ.)
- 3. Update of the international multidisciplinary classification of the idiopathic interstitial pneumonias: Points new and to be concerned from clinical standpoint  
Yoshikazu Inoue (National Hosp. Organization Kinki-Chuo Chest Medical Center)

## Image Interpretation Session

- Image Interpretation Session: April 12 (Sat.) 17:30~19:30 (National Convention Hall)

Akihiro Nishie (Kyushu Univ.)

Katsuya Kato (Okayama Univ.)

Moderator: Yuki Shinohara (Tottori Univ.)

Osamu Manabe (Hokkaido Univ.)

Mayumi Takeuchi (The Univ. of Tokushima)

Tsuyoki Shiode (Okayama red cross general hospital)

Hiroshi Juri (Osaka Medical College)

Kotaro Yoshida (Kanazawa Univ.)

Discussor: Yuki Toyoguchi (Yamagata Univ.)

Sachiko Nakano (Gunma Univ.)

Masafumi Kidoh (Amakusa Medical Center)

Yoshinori Tsukahara (Shinshu Univ.)

Takaaki Ueda (Yamaguchi Univ.)

Akitoshi Inoue (Shiga University of Medical Science)

## Resident Seminar

- Resident Seminar (Diagnosis) 1: April 11 (Fri.) 9:10~11:50 (National Convention Hall): Interactive lecture

Moderator: Shigeki Aoki (Juntendo Univ.)

Kiyoshi Murata (Shiga Univ. of Medical Science)

Harushi Mori (The Univ. of Tokyo)

1. Neuroradiology

2. Uncommon in adults, but common in children

Tatsuo Kono (Tokyo Metropolitan Children's Medical Center)

3. Interpretation of chest X-ray findings

Saiko Isshiki (Nippon Medical School Musashikosugi Hosp.)

4. Chest (CT)

Shinji Hashimura (Okayama Red Cross General Hosp.)

- Resident Seminar (Diagnosis) 2: April 12 (Sat.) 9:10~11:50 (National Convention Hall): Interactive lecture

Moderator: Shozo Tamura (Univ. of Miyazaki)

Yumiko Oishi Tanaka (Univ. of Tsukuba)

Noriatsu Ichiba (Otsu Municipal Hosp.)

1. Case review of gastrointestinal tract

2. Emergent biliary tract disorders

Shuichi Satoh (Yokohama-asahi General Hosp.)

3. Fundamentals of musculoskeletal radiology—Special focus on skeletal metastases—

Hajime Fujimoto (Numazu City Hosp.)

4. Tips for daily readings of gynecological MR imaging

Takahiro Tsuboyama (Osaka Medical College)

- Resident Seminar (Radiation Oncology): April 11 (Fri.) 15:10~17:10 (Annex Hall F205+206)

Moderator: Masanori Nakazawa (Jichi Medical Univ.)

Norio Mitsuhashi (Hitachinaka General Hosp.)

Takafumi Komiyama (Univ. of Yamanashi)

1. Clinical radiation oncology for lung cancer


2. The role and evolution of the radiation therapy in breast cancer management

Chikako Yamauchi (Shiga Medical Center for Adults)

3. Radiotherapy for head and neck cancers

Satoaki Nakamura (Kyoto Prefectural Univ. of Medicine)

## Educational Lecture

- Educational Lecture 1: April 11 (Fri.) 8:00~9:00 (National Convention Hall) 

「医療安全・放射線防護1」 ※JRS members only

司会：田中淳司(埼玉医科大)

1. 核災害時におけるヨウ化カリウム予防投与

鈴木 元(国際医療福祉大学クリニック)

2. CT造影剤の具体的な安全利用. 「ガイドライン」をふまえて

早川克己(京都市立病院)

• Educational Lecture 2: April 11 (Fri.) 8:00~9:00 (Main Hall)

「Digestive organ 1: Imaging of pancreatic cystic tumors」

Moderator: Manabu Minami (Univ. of Tsukuba)

1. Pathologic diagnosis of the pancreatic cystic tumor

Satoru Yasukawa (Kyoto Prefectural University of Medicine)

2. Diagnostic imaging of pancreatic cystic tumors

Hiroyuki Irie (Saga Univ.)

• Educational Lecture 3: April 11 (Fri.) 8:00~9:00 (301)

「Chest 1: Imaging of mediastinal masses 1」

Moderator: Noriyuki Tomiyama (Osaka Univ.)

1. Approach in diagnostic imaging (anatomical classification, technique in examinations, and differential diagnosis of tumors)

Koji Takahashi (Asahikawa Medical Univ.)

2. Anatomy of thymus, thymic hyperplasia, cyst, thymolipoma, thymic epithelial tumor

Osamu Honda (Osaka Univ.)

• Educational Lecture 4: April 11 (Fri.) 8:00~9:00 (302)

「Central nervous system 1: Imaging of white matter diseases in adults」

Moderator: Toshiyuki Okubo (Teikyo Univ. Chiba Medical Center)

1. MS and NMO

Yukio Miki (Osaka City Univ.)

2. White matter lesions in adult

Masayuki Maeda (Mie Univ.)

• Educational Lecture 5: April 11 (Fri.) 8:00~9:00 (303)

「Cardiovascular 1: Cardiac CT and MR imaging」

Moderator: Hajime Sakuma (Mie Univ.)

1. The current situation of cardiac CT

Teruhito Kido (Ehime Univ.)

2. Cardiac MRI: Current status and future directions

Kenichi Yokoyama (Kyorin Univ.)

• Educational Lecture 6: April 11 (Fri.) 8:00~9:00 (304)

「Nuclear medicine 1: Brain diseases」

Moderator: Shigeru Kosuda (National Defense Medical College)

1. Optimization of quantitative CBF measurement by PET and SPECT: Why and how should it be measured ?

Ekū Shimosegawa (Osaka Univ.)

2. How to read brain perfusion SPECT images for beginners

Kazunari Ishii (Kinki Univ.)

• Educational Lecture 7: April 11 (Fri.) 8:00~9:00 (311+312)

「Head and neck 1: Imaging of the salivary gland」

Moderator: Shinji Naganawa (Nagoya Univ.)

1. The anatomy of the salivary glands

Shinya Kakehata (Hirosaki Univ.)

2. Diagnosing common parotid tumors with MR Imaging

Ken Motoori (Chiba Univ.)

• Educational Lecture 8: April 11 (Fri.) 8:00~9:00 (313+314)

「Genitourinary: Renal and retroperitoneal imaging」

Moderator: Masahiro Jinzaki (Keio Univ.)

1. Imaging diagnosis of complications after renal transplantation

Tsuyoshi Tajima (National Center for Global Health and Medicine)

2. Diagnostic imaging of retroperitoneal tumor and tumor-like lesion

Takayuki Yamada (St. Marianna Univ. School of Medicine, Yokohama City Seibu Hospital)



- Educational Lecture 9: April 11 (Fri.) 8:00~9:00 (315)

〔Musculoskeletal 1: Role of plain X-ray〕

Moderator: Hideharu Sugimoto (Jichi Medical Univ.)

  1. Plain radiographic evaluation of upper extremities in the era of CT and MR imaging  
Shigeru Ehara (Iwate Medical Univ.)
  2. Role of plain radiography in MRI/CT era: Lower extremities  
Kunihiko Fukuda (The Jikei Univ. School of Medicine)
  
- Educational Lecture 10: April 11 (Fri.) 8:00~9:00 (Annex Hall F205+206)

〔Radiation oncology 1: Breast and esophageal cancers〕

Moderator: Yasuhiro Ogawa (Hyogo Prefectural Kakogawa Medical Center)

  1. Radiotherapy in breast cancer  
Akihito Nishioka (Kochi Univ.)
  2. Esophageal cancer  
Hisanori Ariga (Iwate Medical Univ.)
  
- Educational Lecture 11: April 11 (Fri.) 9:40~10:40 (311+312)

〔Interventional radiology 1: Endovascular aortic repair〕

Moderator: Tsuneo Ishiguchi (Aichi Medical Univ.)

  1. TEVAR for various thoracic aortic pathologies  
Junichiro Sanada (Kanazawa Univ.)
  2. Endografting and embolization in the treatment of abdominal aortic aneurysms (AAA)  
Norio Hongo (Oita Univ.)
  
- Educational Lecture 12: April 11 (Fri.) 9:10~10:10 (Annex Hall F205+206)

〔Radiation oncology 2: Bladder and prostatic cancers〕

Moderator: Tohru Shibata (Kagawa Univ.)

  1. Chemoradiotherapy for muscle-invasive bladder carcinoma  
Hitoshi Wada (Miyagi Cancer Center)
  2. Radiotherapy for prostate cancer  
Eisuke Abe (Niigata Univ.)
  
- Educational Lecture 13: April 11 (Fri.) 15:10~16:10 (311+312)


〔Interventional radiology 2: Iliac aneurysm, biliary intervention〕

Moderator: Kimihiko Kichikawa (Nara Medical Univ.)

  1. Endovascular treatment for iliac artery aneurysm  
Masato Yamaguchi (Kobe Univ.)
  2. Percutaneous biliary intervention  
Hiroshi Anai (Nara Medical Univ.)
  
- Educational Lecture 14: April 11 (Fri.) 15:10~16:10 (313+314)

〔Radiation oncology 3: Basics of radiotherapy〕

Moderator: Masatoshi Hasegawa (Nara Medical Univ.)

  1. Radiation biology: Repair mechanisms of DNA double strand breaks and radiotherapy  
Koh-ichi Sakata (Sapporo Medical Univ.)
  2. Basics of radiation physics for radiation therapy  
Hidetaka Arimura (Kyushu Univ.)
  
- Educational Lecture 15: April 12 (Sat.) 8:00~9:00 (National Convention Hall) 

〔医療倫理〕 ※ JRS members only

司会：岡田 進 (日本医科大学千葉北総病院)

研究倫理の近年の動向

田代志門 (昭和大)
  
- Educational Lecture 16: April 12 (Sat.) 8:00~9:00 (Main Hall)

〔Digestive organ 2: Imaging of pancreatic solid tumors〕

Moderator: Ryohei Kuwatsuru (Juntendo Univ.)

  1. Imaging diagnosis of pancreatic ductal adenocarcinoma  
Shunro Matsumoto (Oita Univ.)
  2. Except for invasive ductal carcinoma  
Shintaro Ichikawa (Univ. of Yamanashi)

- Educational Lecture 17: April 12 (Sat.) 8:00~9:00 (301)  
 [Cardiovascular 2: Aortic dissection] Moderator: Hiromitsu Hayashi (Nippon Medical School)

|  |   |
|--|---|
| 1. Aortic dissection                         | Kunihiro Yoshioka (Iwate Medical Univ.) |
| 2. Endovascular therapy of aortic dissection | Noriyuki Kato (Mie University Hosp.)    |
  
- Educational Lecture 18: April 12 (Sat.) 8:00~9:00 (302)  
 [Radiation oncology 4: Lung cancer] Moderator: Kazushige Hayakawa (Kitasato Univ.)

|  |                                 |
|--|---------------------------------|
| 1. Chemoradiotherapy for lung  | Kuniaki Katsui (Okayama Univ.)  |
| 2. Stereotactic body radiation therapy (SBRT) for non-small cell lung cancer | Rikiya Onimaru (Hokkaido Univ.) |
  
- Educational Lecture 19: April 12 (Sat.) 8:00~9:00 (303)  
 [Nuclear medicine 2: Cardiac imaging] Moderator: Nagara Tamaki (Hokkaido Univ.)

|   |  |
|---|--|
| 1. Assessment of cardiac function measured by quantitative gated SPECT and its clinical implication | Mitsuru Momose (Tokyo Women's Medical Univ.) |
| 2. Quantification of myocardial perfusion using SPECT   | Hiroataka Maruno (Toranomon Hosp.)           |
  
- Educational Lecture 20: April 12 (Sat.) 8:00~9:00 (304)  
 [Musculoskeletal 2: Imaging of knee] Moderator: Mamoru Niitsu (Saitama Medical Univ.)

|                                      |   |
|--------------------------------------|---|
| 1. MR imaging of the meniscus        | Tsutomu Inaoka (Toho Univ. Sakura Medical Center) |
| 2. MR imaging of the knee: Ligaments | Mamoru Niitsu (Saitama Medical Univ.)             |
  
- Educational Lecture 21: April 12 (Sat.) 8:00~9:00 (311+312)  
 [Central nervous system 2: Imaging of white matter] Moderator: Yukunori Korogi (Univ. of Occupational and Environmental Health)



|   |   |
|---|---|
| 1. White matter anatomy                           | Keigo Shimoji (National Center of Neurology and Psychiatry Hosp.) |
| 2. White matter changes in patients with dementia | Yasuhiro Nakata (Tokyo metropolitan Neurological Hosp.)           |
  
- Educational Lecture 22: April 12 (Sat.) 8:00~9:00 (313+314)  
 [Head and neck 2: Imaging of thyroid and parathyroid glands] Moderator: Makoto Sasaki (Iwate Medical Univ.)

|  |                                    |
|--|------------------------------------|
| 1. Imaging of thyroid gland  | Yoko Kaichi (Hiroshima Univ.)      |
| 2. Imaging of parathyroid glands: Knowledge of anatomy and multimodal imaging approach | Ryuichi Nishii (Univ. of Miyazaki) |
  
- Educational Lecture 23: April 12 (Sat.) 8:00~9:00 (315)  
 [Genitourinary organ: Obstetric and gynecologic imaging] Moderator: Ikuo Joja (Okayama Univ.)

|   |  |
|---|--|
| 1. Imaging characteristics of fallopian tubal disease             | Hitoshi Abo (Toyama Pref Centr Hosp.)    |
| 2. Maternal complications during pregnancy and post-partum period | Hiroshi Nobusawa (Kawasaki Saiwai Hosp.) |
  
- Educational Lecture 24: April 12 (Sat.) 8:00~9:00 (Annex Hall F205+206)  
 [Chest 2: Imaging of mediastinal masses 2] Moderator: Masaki Hara (Nagoya City West Medical Center)

|  |                                |
|--|--------------------------------|
| 1. Anterior mediastinal tumor except thymic tumors               | Yoshiharu Ohno (Kobe Univ.)    |
| 2. Diagnostic imaging of middle and posterior mediastinal tumors | Takahiko Nakazono (Saga Univ.) |
  
- Educational Lecture 25: April 12 (Sat.) 9:10~10:10 (302)  
 [Radiation oncology 5: Hepatic and pancreatic cancers] Moderator: Natsuo Oya (Kumamoto Univ.)

|                                       |                                     |
|---------------------------------------|-------------------------------------|
| 1. Radiation therapy for liver tumor  | Hitoshi Ishikawa (Univ. of Tsukuba) |
| 2. Radiotherapy for pancreatic cancer | Keiko Shibuya (Yamaguchi Univ.)     |

- Educational Lecture 26: April 12 (Sat.) 13:00~14:00 (National Convention Hall)    
 「医療安全・放射線防護2：診断領域の医療事故防止」 ※JRS members only  
 司会：山田 恵(京都府立医科大)  
 長尾能雅(名古屋大学医学部附属病院)  
 大野和子(京都医療科学大)  
 木田哲生(滋賀医大病院)
1. 全ての医療者に求められる、患者安全の支柱
  2. 放射線科専門医としての対応
  3. 核医学診療の中の安全性の向上に向けて
- Educational Lecture 27: April 13 (Sun.) 8:00~9:00 (Main Hall)    
 「医療の質：診断」 ※JRS members only  
 司会：原田雅史(徳島大)  
 安藤 裕(放医研)  
 本田憲業(埼玉医科大学総合医療センター)
1. 医療における情報通信技術の活用 —IHEの挑戦—
  2. 医療情報システム標準化の意義
- Educational Lecture 28: April 13 (Sun.) 8:00~9:00 (301)  
 「Breast: Breast imaging」 Moderator: Takayoshi Uematsu (Shizuoka Cancer Center)
1. The criteria of comprehensive judgment for combined screening with mammography and ultrasonography, radiologist need to know Yuka Kujiraoka (Tsukuba Memorial Hosp.)
  2. How to interpret breast MRI and write report for general diagnostic radiologists Kazunori Kubota (Medical Hosp., Tokyo Medical and Dental Univ.)
- Educational Lecture 29: April 13 (Sun.) 8:00~9:00 (302)  
 「Digestive organ 3: Imaging of pancreatic ductal carcinoma」 Moderator: Hiromu Mori (Oita Univ.)
1. The benign lesions which need to be distinguished from pancreatic cancer Dai Inoue (Kanazawa Univ.)
  2. Significance of close cooperation with surgery, pathology and radiology for curative surgical planning against pancreatic carcinoma Hirohisa Kitagawa (Kanazawa Univ.)
- Educational Lecture 30: April 13 (Sun.) 8:00~9:00 (303)  
 「Chest 3: Imaging of thoracic trauma」 Moderator: Sadayuki Murayama (Univ. of the Ryukyus)
1. What radiologists should know in trauma radiology of the thorax Junichi Matsumoto (St. Marianna Univ. School of Medicine)
  2. Imaging of thoracic injuries (including mediastinitis): Details and pitfalls Katsunori Oikado (Tohoku University Hosp.)
- Educational Lecture 31: April 13 (Sun.) 8:00~9:00 (304)  
 「Nuclear medicine 3: Tumor imaging」 Moderator: Yusuke Inoue (Kitasato Univ.)
1. Clinical use of FDG-PET in the management for patients with lymphoma Chio Okuyama (Image Communication)
  2. The usefulness of PET/CT in gastrointestinal tumors Shinya Shiraiishi (Kumamoto Univ.)
- Educational Lecture 32: April 13 (Sun.) 8:00~9:00 (311+312)  
 「Central nervous system 3: Imaging of white matter diseases in children」 Moderator: Hitoshi Terada (Toho Univ. Sakura Hosp.)
1. Clinical keys for the diagnosis of pediatric leukodystrophy Jun-ichi Takanashi (Kameda Medical Center)
  2. Central nervous system—white matter diseases: White matter diseases in children Hiroshi Oba (Teikyo University Hosp.)

- Educational Lecture 33: April 13 (Sun.) 8:00~9:00 (313+314)  
 「Cardiovascular 3: Aortic aneurysm」  
 1. Discriminating and overlapping features of aortic aneurysm and various aortic diseases  
 2. 大動脈瘤の血管内治療

Moderator: Kenichi Yokoyama (Kyorin Univ.)  
 Takuya Ueda (St. Luke's International Hosp.)  
 Shoji Sakaguchi (Matsubara Tokushukai Hosp.)
  
- Educational Lecture 34: April 13 (Sun.) 8:00~9:00 (315)  
 「Pediatric: Pelvic imaging in children」  
 1. Five genital disorders  
 2. Five non-genital disorders

Moderator: Takashi Kawanami (Munakata Suikokai General Hosp.)  
 Mikiko Miyasaka (National Center for Child Health and Development)  
 Yoshinobu Akasaka (Kobe Children's Hosp.)
  
- Educational Lecture 35: April 13 (Sun.) 8:00~9:00 (Annex Hall F205+206)   
 「医療の質：治療」 ※JRS members only  
 医療の質：治療

司会：芝本雄太(名古屋市立大)  
 板坂 聡(京都大)
  
- Educational Lecture 36: April 13 (Sun.) 9:10~10:10 (311+312)  
 「Interventional radiology 3: Vertebroplasty, hepatic arterial infusion」  
 1. Percutaneous vertebroplasty  
 2. Intra-arterial chemotherapy for malignant hepatic tumors

Moderator: Toshio Kaminou (Tottori Univ.)  
 Atsushi Komemushi (Kansai Medical Univ.)  
 Yoshitaka Inaba (Aichi Cancer Center Hosp.)
  
- Educational Lecture 37: April 13 (Sun.) 9:10~10:10 (Annex Hall F205+206)  
 「Radiation oncology 6: Palliative therapy, How to write a scientific paper」  
 1. Palliative radiotherapy excluding for brain or bone metastasis  
 2. How to write a scientific paper on radiation oncology

Moderator: Yasumasa Nishimura (Kinki Univ.)  
 Hideomi Yamashita (University of Tokyo Hosp.)  
 Hitoshi Ikushima (The Univ. of Tokushima)

### JRS2014 CT colonography hands-on training course

- JRS2014 CT colonography hands-on training course: April 10 (Thu.) 10:00~18:00 (Annex Hall)  
 ※ This is a program required your registration in advance.

#### 【Chairperson / Lecturer / Moderator】


Gen Inuma (National Cancer Center Hospital)  
 Nobuya Sasai (Okayama Diagnostic Imaging Center)  
 Mototaka Miyake (National Cancer Center Hospital)

#### 【Program】

|             |   |
|-------------|---|
| 10:00~10:05 | Opening remarks<br>Susumu Kanazawa (Okayama University)   |
| 10:05~10:45 | Current development of workstations for diagnosis of CT colonography<br>Reports from 4 WS companies: Zio, AZE, Toshiba, Fuji  |
| 10:45~11:15 | “The experience of CT colonography at a clinic in a district of Japan”<br>Speaker: Eiji Kunieda (Sunrise Clinic, Gifu)  |
| 11:15~11:45 | Overseas lecture<br>Chairperson: Yutaka Imai (Tokai University)<br>Speaker: Roberto Grassi (The Second University of Naples)  |
| 12:00~12:45 | Luncheon Seminar<br>“Radiographic and endoscopic findings of early colorectal cancer:<br>Clinical features and diagnostic points toward CTC”<br>Speaker: Hiroyuki Kobayashi (Fukuoka Sannou Hospital) |

|             |  |
|-------------|--|
| 13:00~18:00 | Hands-on training                              |
| 13:00~14:20 | CTC characteristics of early colorectal cancer |
| 14:20~14:40 | Q and A, Coffee break                          |
| 14:40~16:00 | Clinical cases of CTC screening                |
| 16:00~16:20 | Q and A, Coffee break                          |
| 16:20~17:50 | Quiz cases                                     |
| 17:50~18:00 | Discussion                                     |

#### 指導者講習会 ※ JRS members only

- ・ 指導者講習会 1: April 11 (Fri.) 11:00~11:40 (Annex Hall F205+206)  Moderator: Tomio Inoue (Yokohama City Univ.)  
Yoshihiro Nishiyama (Kagawa Univ.)
- ・ 指導者講習会 2: April 13 (Sun.) 13:00~13:40 (301) Moderator: Takamichi Murakami (Kinki Univ.)  
Kazuo Awai (Hiroshima Univ.)

#### JCR Hour

- ・ JCR Hour: April 13 (Sun.) 11:00~11:50 (313+314)
  1. Radiology training in the United States: Recent changes in ABR certification and maintenance  
Moderator: Kimiyoshi Mizunuma (Nasu Red Cross Hospital)  
Osamu Sakai (Department of Radiology, Boston Medical Center, Boston University School of Medicine)
  2. Advancement of women radiologists in Japan  
Moderator: Hiroshi Ohnishi (Yamanashi Univ.)  
Miyuki Sone (Department of Diagnostic Radiology, National Cancer Center Hospital)

#### Sponsored Symposium

- ・ Sponsored Symposium: April 12 (Sat.) 16:00~18:00 (303) Moderator: Susumu Kanazawa (Okayama Univ.)  
Kimihiro Kichikawa (Nara Medical Univ.)
- 〔Future Perspectives of TACE in liver cancer Treatment〕
  1. The History and Current Status of Chemoembolization for Liver Cancers Keigo Osuga (Osaka Univ.)
  2. Microcirculation and Function of Lipiodol in Superselective TACE for Hepatocellular Carcinoma  
Osamu Matsui (Kanazawa Univ.)
  3. Advanced Techniques for Enhancing the Therapeutic Effects of TACE  
Shiro Miyayama (FukuiKen Saiseikai Hosp.)
  4. New Horizon by Lipiodol TACE Approval Yasuaki Arai (National Cancer Center Hosp.)

Sponsored by: Guerbet Japan KK

#### Luncheon Seminar

- ・ Luncheon Seminar 1: April 11 (Fri.) 12:00~12:50 (Main Hall) Moderator: Takashi Yoshiura (Kagoshima Univ.)
  1. Neuroimaging with high concentration iodine contrast medium CT Kazuhiro Murayama (Fujita Health Univ.)
  2. Principles and Techniques for Cardiac CT Fuminari Tatsugami (Hiroshima Univ.)

Sponsored by: DAIICHI SANKYO CO., LTD
- ・ Luncheon Seminar 2: April 11 (Fri.) 12:00~12:50 (301) Moderator: Hiroko Kawashima (Kanazawa Univ.)
 

〔Hot News of digital mammography in 2014〕

Tokiko Endo (Nagoya Medical Center)

Sponsored by: FUJIFILM Medical Co., Ltd

- 
- Luncheon Seminar 3: April 11 (Fri.) 12:00~12:50 (302) Moderator: Noriyuki Tomiyama (Osaka Univ.)  
 「Visualization, result and outcome」  
 1. Introduction of GECT new technology GE Healthcare Japan  
 2. Welcome to the world of Spectral CT Haruhiko Machida (Tokyo Women's Medical Univ. Medical Center East)  
 Sponsored by: GE Healthcare Japan
  - Luncheon Seminar 4: April 11 (Fri.) 12:00~12:50 (303) Moderator: Masumi Kadoya (Shinshu Univ.)  
 「Implementation of EOB · Primovist-contrast-enhanced MRI for patients with hepatocellular carcinoma (HCC) based on Radiological/Clinical Practice Guideline for HCC 2013 ~When to do ?~」  
 Tomoaki Ichikawa (Univ. of Yamanashi)  
 Sponsored by: Bayer Yakuhin, Ltd.
  - Luncheon Seminar 5: April 11 (Fri.) 12:00~12:50 (304) Moderator: Satoru Takahashi (Kobe Univ.)  
 「Blazing the CT field beyond current limitations with SOMATOM — Two steps ahead vs. Trying to keep up —」  
 Toshihide Ito (Siemens Japan)  
 Hans-Christoph Becker (Ludwig-Maximilians Univ.)  
 Sponsored by: Siemens Japan K.K.
  - Luncheon Seminar 6: April 11 (Fri.) 12:00~12:50 (311+312) Moderator: Manabu Minami (Tsukuba Univ.)  
 1. New trend of body MR imaging —easy, good-looking, useful MR application of AZE Virtual Place—  
 Kazuhiro Katahira (Kumamoto Chuo Hosp.)  
 2. Reading with Image Viewers: Revisited Soichiro Miki (The Univ. of Tokyo)  
 Sponsored by: AZE, Ltd.
  - Luncheon Seminar 7: April 11 (Fri.) 12:00~12:50 (313+314) Moderator: Kei Takase (Tohoku Univ.)  
 「We created innovative PACS, that promote improvement of diagnostic radiologist's ability and QOL」  
 Kenichi Matsunaga (Takeda General Hosp.)  
 Sponsored by: Yokogawa Medical Solutions Corporation
  - Luncheon Seminar 8: April 11 (Fri.) 12:00~12:50 (315) Moderator: Kuni Ohtomo (The Univ. of Tokyo)  
 「Advanced MRI Diagnosis and Interventional Radiology in Abdomen and Pelvis」  
 1. Recent Challenge in Gynecological MR Imaging Shigeaki Umeoka (Kyoto Univ.)  
 2. Interventional Radiology Update: Cryoablation and IVR Center Hideo Gobara (Okayama Univ.)  
 Sponsored by: Guerbet Japan KK / TERUMO CORPORATION
  - Luncheon Seminar 9: April 11 (Fri.) 12:00~12:50 (416+417) Moderator: Yasuyuki Yamashita (Kumamoto Univ.)  
 1. Current topics in Breast MRI Mitsuhiro Tozaki (Kameda Kyobashi Clinic)  
 2. Kinetic and functional MR imaging of pancreatobiliary tract: Multifaceted approach  
 Katsuyoshi Ito (Kawasaki Medical School)  
 Sponsored by: TOSHIBA MEDICAL SYSTEMS CORPORATION
  - Luncheon Seminar 10: April 11 (Fri.) 12:00~12:50 (Annex Hall F205+206)  
 Moderator: Kengo Ito (National Center for Geriatrics and Gerontology)  
 1. Imaging examination of dementia with lewy bodies  
 Takashi Kato (National Center for Geriatrics and Gerontology)

2. Clinical practice of dementia with lewy bodies Kenji Kosaka (Medical Care Court Clinic)  
Sponsored by: The Japanese Council of Nuclear Neuroimaging / FUJIFILM RI Pharma Co., Ltd.
- Luncheon Seminar 11: April 12 (Sat.) 12:00~12:50 (Main Hall) Moderator: Sachio Kuribayashi (Keio Univ.)
1. Clinical application of subtraction and metal artifact reduction technique for head and neck  
Hirobumi Kuno (National Cancer Center Hospital East)
  2. The impact of coronary calcium subtraction CT angiography Ryouichi Tanaka (Iwate Medical Univ.)
  3. Development of Full Iterative Reconstruction optimized for Specific Organs and Its Clinical Usefulness  
Fuminari Tatsugami (Hiroshima Univ.)
- Sponsored by: TOSHIBA MEDICAL SYSTEMS CORPORATION
- Luncheon Seminar 12: April 12 (Sat.) 12:00~12:50 (301) Moderator: Hiroshi Honda (Kyushu Univ.)
1. Hepatic perfusion CT: Current status and future perspectives Yuko Nakamura (Hiroshima Univ.)
  2. Pancreatic perfusion CT ~Bench to bedside~ Yoshihisa Tsuji (Kyoto Univ.)
- Sponsored by: Eisai Co., Ltd.
- Luncheon Seminar 13: April 12 (Sat.) 12:00~12:50 (302) Moderator: Masahiro Jinzaki (Keio Univ.)  
[Trend of the Advanced MRI Study in Japan and Overseas]
1. Molecular and metabolic imaging by means of MRI  
Masaya Takahashi (The University of Texas Southwestern Medical Center)
  2. Advanced Techniques in Abdominal MR Imaging Hiroyoshi Isoda (Kyoto Univ.)
- Sponsored by: TERUMO CORPORATION
- Luncheon Seminar 14: April 12 (Sat.) 12:00~12:50 (303) Moderator: Noriko Aida (Kanagawa Children's Medical Center)  
[Quiet MR Imaging]
1. Quiet MR imaging David Grodzki (Siemens AG)
  2. Update in MRI. Quiet sequences and Pediatric MRI Thomas J. Vogl (University of Frankfurt, Germany)
- Sponsored by: Siemens Japan K.K.
- Luncheon Seminar 15: April 12 (Sat.) 12:00~12:50 (304) Moderator: Teruhito Mochizuki (Ehime Univ.)  
[Path to less invasive cardiac CT —Tips for optimized radiation and contrast media dose—]
- Daisuke Utsunomiya (Kumamoto Univ.)
- Sponsored by: Bayer Yakuhin, Ltd.
- Luncheon Seminar 16: April 12 (Sat.) 12:00~12:50 (311+312) Moderator: Masahito Uesugi (Hokkaido Information Univ.)  
[Prospects for the future of PACS —Current situation, Challenge and Development—]
- Ryuji Ikeda (Kumamoto University Hosp.)  
Humio Maeyatsu (Miyagi-Kosei Association Izumi Hosp.)
- Sponsored by: J-MAC SYSTEM, INC.
- Luncheon Seminar 17: April 12 (Sat.) 12:00~12:50 (313+314) Moderator: Kazuro Sugimura (Kobe Univ.)
1. Diagnosis of Ischemia and Infarction using Cardiac CT: Possibility of IMR and Spectral CT  
Teruhito Kido (Ehime Univ.)
  2. Quantitative body MR imaging in daily clinical practice: the ADC and beyond  
Satoru Takahashi (Kobe Univ.)
- Sponsored by: Philips Electronics Japan, Ltd.

- Luncheon Seminar 18: April 12 (Sat.) 12:00~12:50 (315) Moderator: Kunihiko Fukuda (Jikei Univ.)

〔Technological progress and clinical application of FPD tomosynthesis〕

  - 1. The utility for studies of orthopedics and cerebral blood vessel Takeshi Kuzuwa (Nara City Hosp.)
  - 2. The utility for small intestine capsule endoscopic studies Teppei Omori (Tokyo Women's Medical Univ.)
  - 3. The utility for bronchoscopic studies Takehiro Izumo (National Cancer Center Hosp.)

Sponsored by: SHIMADZU CORPORATION
  
- Luncheon Seminar 19: April 12 (Sat.) 12:00~12:50 (416+417)

  - 1. The next challenge of teleradiology system Hiroshi Kano (Cent-medical Associates LLC)
  - 2. One report of Server-less PACS via Cloud and the advantage of Mobile System for emergency cases  
Kunihiko Yokoyama (Central Hospital of Matto Ishikawa)

Sponsored by: TechMatrix Corporation
  
- Luncheon Seminar 20: April 12 (Sat.) 12:00~12:50 (Annex Hall F205+206) Moderator: Toshifumi Gabata (Kanazawa Univ.)

〔Useful secondary utilization of PACS〕

Kazuhiro Katahira (Kumamoto Chuo Hosp.)

Sponsored by: PSP Corporation.
  
- Luncheon Seminar 21: April 13 (Sun.) 12:00~12:50 (301) Moderator: Mitsuru Matsuki (Kinki Univ.)

〔The best use of contrast-enhanced CT enterography〕

Satoshi Nozu (Saitama Cancer Center)

Sponsored by: Fuji Pharma Co., Ltd.
  
- Luncheon Seminar 22: April 13 (Sun.) 12:00~12:50 (302) Moderator: Shigeki Aoki (Juntendo Univ.)

〔Innovation of the latest 3.0T MRI —New applications of Discovery MR750 Series—〕

  - 1. Neuro area ~SilentScan, 3D PROMO~ Yoshiyuki Watanabe (Osaka Univ.)
  - 2. Body area ~2D RF excitation pulse “FOCUS”~ Masatoshi Hori (Osaka Univ.)

Sponsored by: GE Helthcare Japan
  
- Luncheon Seminar 23: April 13 (Sun.) 12:00~12:50 (303) Moderator: Kimihiko Kichikawa (Nara Medical Univ.)

〔Diagnostic imaging before and after TACE using Microspheres〕

Shinichi Hori (Gate Tower Institute for Image Guided Therapy)

Sponsored by: Eisai Co., Ltd.
  
- Luncheon Seminar 24: April 13 (Sun.) 12:00~12:50 (304) Moderator: Hiroshi Matsuda (National Center of Neurology and Psychiatry)

〔Dopamine transporter imaging〕

  - 1. Clinical guideline for dopamine transporter imaging using [I-123] ioflupane SPECT  
Hidehiko Okazawa (Univ. of Fukui)
  - 2. Quantitative assessment of dopamine transporter using QSPECT software  
Hidehiro Iida (National Cerebral and Cardiovascular Center Reserch Institute)

Sponsored by: The Japanese Council of Nuclear Neuroimaging / Nihon Medi-Physics Co., Ltd.



- 
- Luncheon Seminar 25: April 13 (Sun.) 12:00~12:50 (311+312)  
 Moderator: Kazuo Kubota (National Center for Global Health and Medicine)  
 「Basic and clinical applications of PET · CT with dynamic continuous bed motion.」  
 Koji Murakami (Keio Univ.)  
 Sponsored by: Siemens Japan K.K.
  - Luncheon Seminar 26: April 13 (Sun.) 12:00~12:50 (313+314) Moderator: Masahiro Jinzaki (Keio Univ.)  
 1. Efficacy of PhyZiodynamics in the 4-dimensional images: Non-rigid registration is promising !  
 Masanori Inoue (Hiratsuka City Hosp.)  
 2. Clinical implication of PhyZiodynamics in cardiovascular imaging Nobuo Iguchi (Sakakibara Heart Institute)  
 Sponsored by: Ziosoft, Inc. / AMIN Co., Ltd.
  - Luncheon Seminar 27: April 13 (Sun.) 12:00~12:50 (315) Moderator: Kenji Nakamura (Daito Central Hosp.)  
 「Cone-beam computed tomography and new technology “EmboGuide” supporting for advanced TACE procedure」  
 Shiro Miyayama (Fukui-ken Saiseikai Hosp.)  
 Sponsored by: Philips Electronics Japan, Ltd.
  - Luncheon Seminar 28: April 13 (Sun.) 12:00~12:50 (416+417) Moderator: Hiromitsu Hayashi (Nippon Medical School Hosp.)  
 「Dianostic imaging and preventive medicine  
 ~Current status of lung cancer CT screening and cutting edge technologies of Low dose CT~」  
 1. Low Dose CT Screening for Lung Cancer in Hitachi Toru Nakagawa (Hitachi Health Care Center)  
 2. Near Future Technology for Improving Low Dose Lung CT Yoshinori Funama (Kumamoto Univ.)  
 Sponsored by: Hitachi Medical Corporation
  - Luncheon Seminar 29: April 13 (Sun.) 12:00~12:50 (Annex Hall F205+206) Moderator: Takashi Mizowaki (Kyoto Univ.)  
 「Early experience with knowledge based planning and future expectations」  
 Sasa Mutic (FAAPM Washington Univ.)  
 Sponsored by: Varian Medical Systems K.K.